



Sabot Away!




AUSTIN ARMOR BUILDERS SOCIETY

Volume 16, Issue 12

December 5, 2012

From the Turret



December is a special month for all of us. Its a time for holidays, Christmas, time with family, time away from work, time for modeling and time for our annual Christmas party with our fellow armor modelers. It is also a time to reflect on what that means. We armor modelers are a rare breed even among scale modelers. We love the miniature, but above that, we love the unlovable. No sleek shiny automotive paintjob. No back-swept wings with nose art on aluminum airframe. No towering masts with furred sails. We love the unlovable tank, and

the more realistic the better. A lot of now famous model-



ers, panel fading, pin washes, drybrushing, and most importantly weathering. Lots of other genres use them all now, but we dragged them kicking and screaming into the "real" world of finishes. Be proud and celebrate at our party. Show that pride by actually working on or finishing your White Elephant selection this year. For the first time, I won't be there due to family commitments, but I will miss you all and the special relationship we all share.

ing techniques were invented or popularized by us tank-

Continued on Page 2

Austin Armor Builders Society Membership Dues

Dues are collected in January. This will make it easier for us to track and easier to maintain the membership cards.

As always, membership is \$12.00 USD per year. The membership cards will be presented to members at the February meeting.

The card will be valid for one year and a new card will be created each year as long as your club membership is in good standing.

New members will be given a card after they pay their dues. Dues will be prorated based on the month they join.



Special points of interest:

- ◆ CLUB MEETING PLACE
- ◆ UPCOMING PROGRAMS / PRESENTATIONS AND NEWSLETTER ARTICLES
- ◆ CHRISTMAS PARTY AND WHITE ELEPHANT GIFT EXCHANGE
- ◆ 2013 CLUB DUES AND MEETING SCHEDULE
- ◆ DML ISU-152
- ◆ BORESIGHT VOLUME 20 No. 6
- ◆ AMPS 2013 CONVENTION

Inside this issue:

CALENDAR OF EVENTS	2
CLUB MEETING PLACE	3
UPCOMING PROGRAMS / PRESENTATIONS AND NEWSLETTER ARTICLES	3
CHRISTMAS PARTY AND WHITE ELEPHANT GIFT EXCHANGE	4
2013 CLUB DUES AND MEETING SCHEDULE	7
DML ISU-152	8
BORESIGHT VOLUME 20 No. 6	16
AMPS 2013 CONVENTION	17
JOIN AMPS	18
NEW KITS	19

Sabot Away!

From the Turret - Continued



Wishing everyone a joyous holiday season with your families. If you are traveling have a safe journey to and from your destination. Photograph by **Denise Dimas**.

Enjoy and thank each other
for a comradeship that is
hard to find in our hobby and
even harder to find in life.

Bob Bethea

Calendar of Events

- ◆ **December 5, 2012** - Club Meeting; Program by **Richard Eaton**
- ◆ **December 8, 2012** - **Christmas Party**; "White Elephant" Gift Exchange
- ◆ **January 2, 2013** - Club Meeting; Program by **Roderick Bell**
- ◆ **February 6, 2013** - Club Meeting; Program by **Russ Holm**
- ◆ **March 6, 2013** - Club Meeting; **Quarterly Contest**; Program by **Oscar Perez**
- ◆ **April 3, 2013** - Club Meeting; Program by **Joe Fischer**
- ◆ **May 1, 2013** - Club Meeting; Program by **Dave Bourland**
- ◆ **June 5, 2013** - Club Meeting; **Quarterly Contest** "White Elephant" **Contest**; Program by **Aaron Smischney**
- ◆ **July 3, 2013** - Club Meeting; Program by **Tom Pachalos**
- ◆ **August 7, 2013** - Club Meeting; Program by **Ted Paone**
- ◆ **September 4, 2013** - Club Meeting; **Annual Club Auction**
- ◆ **September 14, 2013** - **AMPS Centex 2013** - This will be our 7th biennial Show. **Georgetown, Texas**.
- ◆ **October 2, 2013** - Club Meeting; Program by **Bill Menzie**
- ◆ **November 6, 2013** - Club Meeting; Program by **Rick Herrington**
- ◆ **December 4, 2013** - Club Meeting; **Quarterly Contest**; Program by **Roderick Bell**

Volume 16, Issue 12

Club Meeting Place

By Roderick Bell

We meet at the **Austin Public Library - Old Quarry Branch**.

We are looking forward to seeing you at the Old Quarry Branch Library on 7051 Village Center Dr.

The meeting time is still 7PM on the first Wednesday of

the month (See **Calendar of Events** for schedule) I hope to see you all there!

Roderick Bell



Upcoming Programs / Presentations and Newsletter Articles

By Roderick Bell

Month	Program / Presentation	Newsletter Article
2012 - December	Richard Eaton	Greg Beckman
2013 - January	Roderick Bell	Jerry Opperman
2013 - February	Russ Holm	David Edgerly
2013 - March	Oscar Perez	Greg Beckman
2013 - April	Joe Fischer	Karl Leidy
2013 - May	Dave Bourland	Eric Choy
2013 - June	Aaron Smischney	Rick Herrington
2013 - July	Tom Pachalos	Roderick Bell
2013 - August	Ted Paone	Russ Holm
2013 - September	Club Auction	Bill Menzie
2013 - October	Bill Menzie	Jorge Aduna
2013 - November	Rick Herrington	Ted Paone
2013 - December	Roderick Bell	Jeff Forster
2014 - January	TBD	TBD
2014 - February	TBD	TBD

Here is a list of members who are responsible to provide a article for the newsletter and to perform a program / presentation. Please note that you may contribute as many articles as you want anytime. This schedule is to insure that we have at least one article in the newsletter per month.

Please make sure you get the newsletter editor the article as soon as possible. He must have it the Friday before the meeting.

Roderick Bell

Sabot Away!

Christmas Party and White Elephant Gift Exchange

By Roderick Bell

Introduction

Once again, the tradition continues! We will be having the party at a different location this year.

For our 6th Annual **Austin Armor Builders Society Club Christmas Party** it will be at the **Wells Branch Community Library**.

When and Where

The Party is scheduled for **Saturday, December 8, 2012**. Please arrive at the **Wells Branch Community Library** between 6:30 PM and 7:00 PM. Dinner will begin at 7:15 PM. The **White Elephant Gift Exchange** will begin around 8:15 PM. The Party will end around 9:30 PM.

Wells Branch Community Library address is:

15001 Wells Port Drive
Austin, Texas 78728

See detailed directions and map below.

What to Bring

You will need to bring three things with you to the party:

- ◆ A covered dish of some sort. The club will provide BBQ.
- ◆ Your favorite libation to drink.
- ◆ If you wish to participate, you need to bring a White Elephant Gift. This must be an armor, military soft skin, ordnance, or military figure. Scale has to be 1:48th or larger. All kits must be complete and **NO started kits!** See rules below.

White Elephant Gift Exchange Rules

1. The kit should be a nice kit. It doesn't have to be a brand new kit but it should be a quality kit.
2. The kit must be complete and not have been started on.
3. Sealed kits are acceptable.
4. The gift needs to be wrapped in your choice of holiday wrapping paper.

Please note if you participate in the White Elephant Gift Exchange you will be required to



"THE PARTY IS SCHEDULED FOR **SATURDAY, DECEMBER 8, 2012**. PLEASE ARRIVE AT THE **WELLS BRANCH COMMUNITY LIBRARY** BETWEEN 6:30 PM AND 7:00 PM. DINNER WILL BEGIN AT 7:15 PM. THE **WHITE ELEPHANT GIFT EXCHANGE** WILL BEGIN AROUND 8:15 PM. THE PARTY WILL END AROUND 9:30 PM."

Christmas Party and White Elephant Gift Exchange - Continued

build the model you receive and present it at the June club meeting.

If you participate in the gift exchange and do not build the model, you will be charged a **\$10.00** fee for not completing the model. Please remember that your gift will be received by a club member and friend.

Driving Directions to the Wells Branch Community Library

From Loop 1 (MoPac) Heading North

1. Exit Loop 1 (MoPac) by taking ramp right for Burnet Rd/FM-1325 N/N MoPac Expy toward Scofield Ridge Parkway (H-E-B on the corner).
2. 1.6 Miles Turn right onto Wells Branch Pkwy W (McDonald's on the corner).
3. 0.9 Miles Turn left onto Merriltown Dr.
4. 0.3 Miles Turn right onto Klattenhoff Dr.
5. 0.1 Miles Turn left onto Alpha Collier Dr.
6. 0.5 Miles Turn left onto Wells Port. Dr.
7. 312 feet Arrive at 15001 Wells Port Dr., Austin, Texas 78728.

From Loop 1 (MoPac) Heading South

1. From toll booth, keep straight onto FM-1325 / N MoPac Expy.
2. 0.2 Miles Turn left onto W. Howard Ln.
3. 480 Feet Keep straight onto Wells Branch Pkwy At the 5th traffic signal turn right onto Oakland's Drive.
4. 0.8 Miles Turn left onto Merriltown Dr.
5. 0.3 Miles Turn right onto Klattenhoff Dr.
6. 0.1 Miles Turn left onto Alpha Collier Dr.
7. 0.5 Miles Turn left onto Wells Port Dr.
8. 312 Feet Arrive at 15001 Wells Port Dr, Austin, Texas 78728.

From IH-35 Heading South

1. Exit IH-35 at the 248 exit. Take ramp right for IH-35 N toward Grand Aveue Parkway
2. 0.4 Miles Bear right onto Three Points Rd.
3. 0.2 Miles Turn right onto Grand Avenue Pkwy.
4. 0.3 Miles Turn left onto Wells Port Dr.
5. 0.8 Miles Arrive at 1501 Wells Port Dr, Austin, Texas 78728.

From IH-35 Heading North

1. Exit IH-35 at the 247 exit, take ramp right for IH-35 N toward Pflugerville.
2. 0.3 Miles Keep straight onto IH-35.
3. 0.7 Miles Turn left onto Wells Branch Pkwy.

"IF YOU PARTICIPATE IN THE GIFT EXCHANGE AND DO NOT BUILD THE MODEL, YOU WILL BE CHARGED A **\$10.00** FEE FOR NOT COMPLETING THE MODEL. PLEASE REMEMBER THAT YOUR GIFT WILL BE RECEIVED BY A CLUB MEMBER AND FRIEND."

Sabot Away!

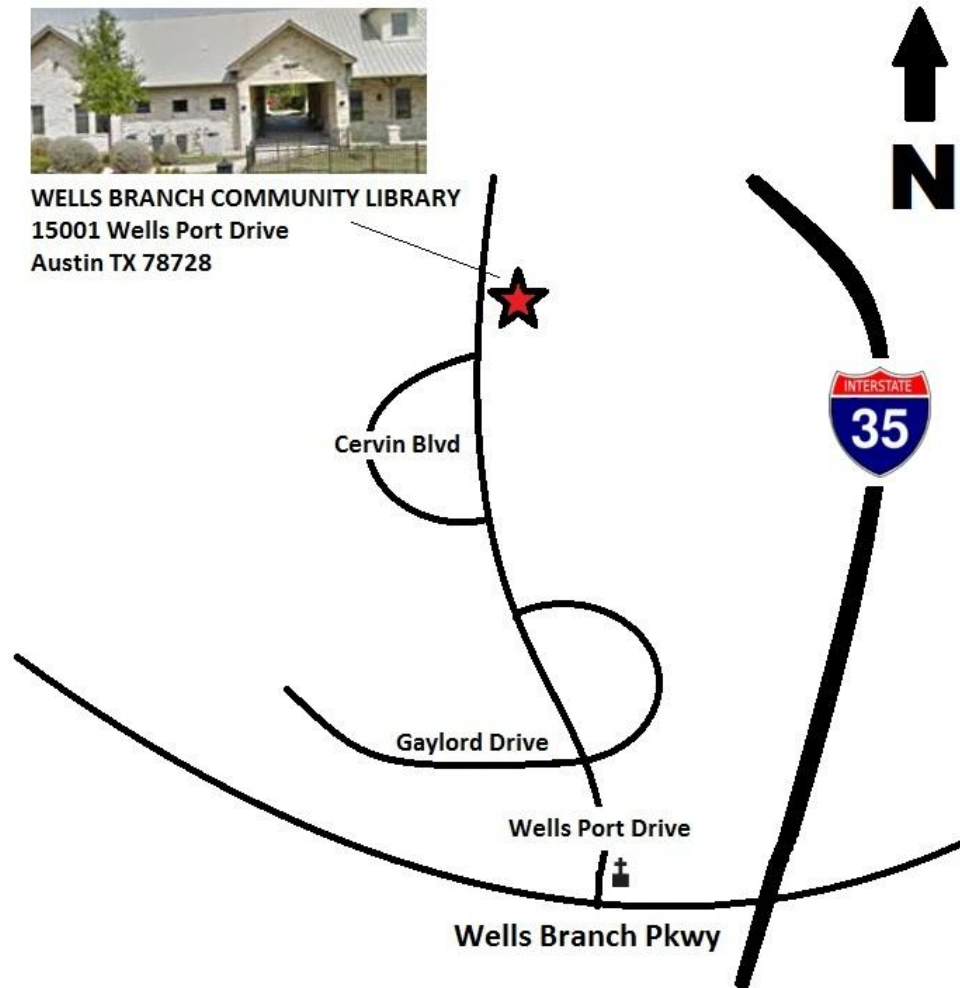
Christmas Party and White Elephant Gift Exchange - Continued

4. 0.6 Miles Turn right onto Wells Port Dr.

5. 0.8 Miles Arrive at 15001 Wells Port Dr, Austin, Texas 78728.



WELLS BRANCH COMMUNITY LIBRARY
15001 Wells Port Drive
Austin TX 78728



We look forward to seeing you all at the party. Please bring your spouse or significant other or a friend. Also, please **RSVP** at the Wednesday meeting, OR on the **Austin Armor Builders Society Facebook** page OR send an e-mail to information@austinarmorbuilders.com tell us how many people are coming. We are trying to get numbers for the BBQ. See you all there!

Roderick Bell

2013 Club Dues and Meeting Schedule

By Roderick Bell

Your annual club dues will be due next month (January 2013). Please make sure you make it to the January 2nd club meeting and bring your funds (cash or check) to renew. Next year dues will be the standard \$12.00 per family. Please note that if you don't pay in January you take the risk of missing out of a newsletter alert in February and being dropped from the membership rolls as an active member.

Membership cards will be printed and brought to the February 6th meeting. Please attend to receive your membership card.

2013 Meeting Schedule

Meeting Month	Day of the week	Date	Time	Location
January	Wednesday	January 2, 2013	7:00 PM - 8:45 PM	Old Quarry Branch Library
February	Wednesday	February 6, 2013	7:00 PM - 8:45 PM	Old Quarry Branch Library
March	Wednesday	March 6, 2013	7:00 PM - 8:45 PM	Old Quarry Branch Library
April	Wednesday	April 3, 2013	7:00 PM - 8:45 PM	Old Quarry Branch Library
May	Wednesday	May 1, 2013	7:00 PM - 8:45 PM	Old Quarry Branch Library
June	Wednesday	June 5, 2013	7:00 PM - 8:45 PM	Old Quarry Branch Library
July	Wednesday	July 3, 2013	7:00 PM - 8:45 PM	Old Quarry Branch Library
August	Wednesday	August 7, 2013	7:00 PM - 8:45 PM	Old Quarry Branch Library
September	Wednesday	September 4, 2013	7:00 PM - 8:45 PM	Old Quarry Branch Library
October	Wednesday	October 2, 2013	7:00 PM - 8:45 PM	Old Quarry Branch Library
November	Wednesday	November 6, 2013	7:00 PM - 8:45 PM	Old Quarry Branch Library
December	Wednesday	December 4, 2013	7:00 PM - 8:45 PM	Old Quarry Branch Library

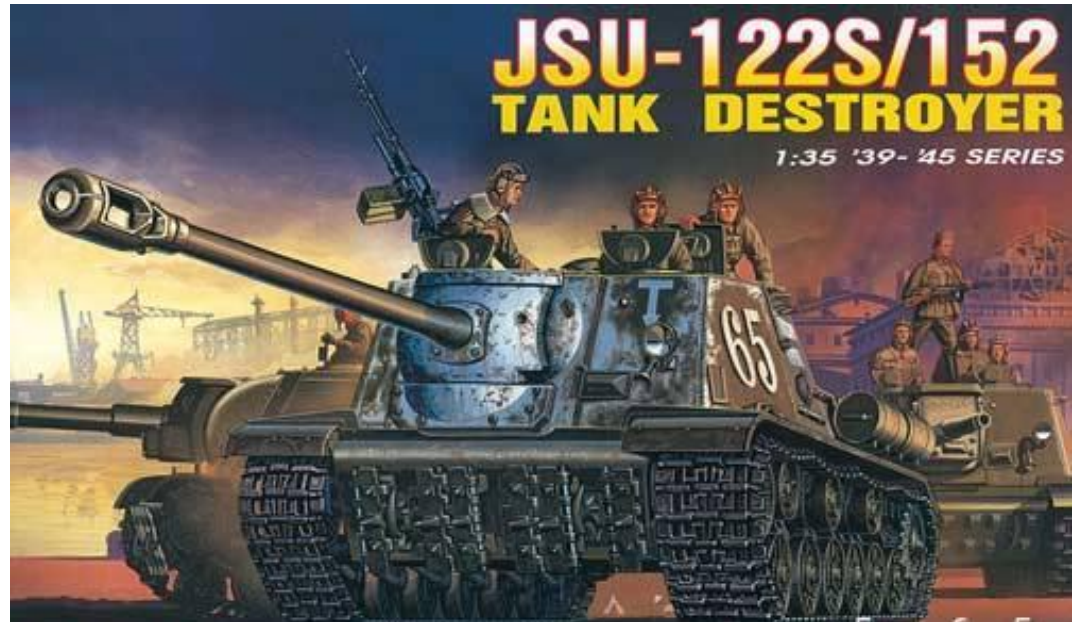
We were fortunate to get our meeting dates on the same day of the month (1st Wednesday of the month), time, and location. I hope to see you all at every meeting next year!

Roderick Bell

"WE WERE
FORTUNATE TO
GET OUR MEETING
DATES ON THE
SAME DAY OF THE
MONTH (1ST
WEDNESDAY OF
THE MONTH), TIME,
AND LOCATION."

Sabot Away!

DML ISU-152




By Greg Beckman

"BEFORE STARTING NEW PROJECTS. I FORCE MYSELF TO LOOK AT MY INVENTORY OF KITS NOT BUILT AND I NOTICED I HAD TWO ISU152'S, THE OLD **DML** ONE AND THE NEW **TAMIYA** ONE. I FIGURED BEFORE I CAN GET TO THE **TAMIYA** ONE, I SHOULD GET THE OLD **DML** ONE OUT OF THE INVENTORY."

Before starting new projects. I force myself to look at my inventory of kits not built and I noticed I had two ISU-152's, the old **DML** one and the new **Tamiya** one. I figured before I can get to the **Tamiya** one, I should get the old **DML** one out of the inventory.

The old **DML** IS and ISU kits are good solid kits, with one major drawback being the fender/hull



The major drawback of the DML ISU-152 kit is the fender/hull height being too low. Photograph by **Greg Beckman**.

DML ISU-152 - Continued



A couple shots of the work done on the fenders and hull to get it to the proper height. The top photograph is without wheels the below photograph is with the wheels on. Photographs by **Greg Beckman**.



height being too low. I addressed this by adding strip styrene to the top of the lower hull molding. I did have to retexture the front of the hull with liquefied putty. I also textured the casemate armor plates as they are too smooth. This was easily done with a Dremel tool.

I upgraded the barrel by using the barrel from the **Tamiya** kit and cutting it down to fit into the tarped mantlet. The tarped mantlet is from **Panzer art** and is designed to fit only the **DML** ISU. It does not fit too well and I had to do some aggressive hacking to make it fit. I also upgraded the

Sabot Away!

DML ISU-152 - Continued

Dshk MG on the roof with an **RB Models** upgrade set. It looks very nice once installed and

“THE TARPED MANTLET IS FROM **PANZER ART** AND IS DESIGNED TO FIT ONLY THE **DML** ISU. IT DOES NOT FIT TOO WELL AND I HAD TO DO SOME AGGRESSIVE HACKING TO MAKE IT FIT. ”



A shot of the retextured hull with liquefied putty and the tarped mantlet from **Panzer Art**. Photograph by **Greg Beckman**.



Construction showing the add-on photo-etch and resin aftermarket parts. Photograph by **Greg Beckman**.

saves you from having to sand out all the grooves on the barrel cooling cover.

Once construction was complete I painted the kit in Tamiya field grey, which is my color of choice for all my Russian models. I then lighten the paint with tan and yellow and sprayed that along all the flat areas/edges for a modulation effect.

DML ISU-152 - Continued



Another view of the photo-etch and the risen aftermarket parts. Photograph by **Greg Beckman**.



A rear shot with one of the figures that will be positioned in the tank. Photograph by **Greg Beckman**.

Decals were up next, these came from the **Tamiya** ISU kit. 43 was seen in Berlin and I simply can't resist late war big sloppy tactical numbers on Russian tanks. I faded the paint and weathered it with the dot oil method. I also added mud texture with Tamiya texture paint. Continuing on with the weathering I added oil/fuel stains and streaks with **AK/MIG** products. I finished the weathering with a light dry brushing.

The Final pictures are the kit on its base. Cobble stone road was made from **J's Model works** rub-

Sabot Away!

DML ISU-152 - Continued



Figure 10. New Field Piece Just Arrived and Restored . Photograph by **Joe Fisher**.



Figure 9. Old and New 45th Division Badges . Photograph by **Joe Fisher**.

“OVERALL I WAS PLEASED WITH THE OLD **DML** KIT ONCE I UPGRADED A COUPLE LITTLE THINGS. UNFORTUNATELY I CANNOT RECOMMEND THE **PANZER ART** MANTLET, BUT WILL RECOMMEND THE FIGURES AND AMMO KIT FROM **HUSSAR**.”

ber forms. Telephone pole and fence are from **MiniArt**. Figures are from **Warriors/Stalingrad**. I have the **Hussar** turned 152mm ammo kit, which does not come with ammo boxes, so I have the **MiniArt** 152mm ammo kit on the way to me which will finish up the diorama as I will need a pile of empty ammo boxes for the **Hussar** ammo.

Overall I was pleased with the old **DML** kit once I upgraded a couple little things. Unfortunately I cannot recommend the **Panzer Art** mantlet, but will recommend the figures and ammo kit from **Hussar**.

DML ISU-152 - Continued



NOTE: The large 43 decals on the tank. Photograph by **Greg Beckman**.



“NOTE: THE LARGE
43 DECALS ON THE
TANK.”

A nice shoot of the upper super structure and the Dshk Machine Gun. Photograph by **Greg Beckman**.

Greg Beckman

Sabot Away!

DML ISU-152 - Continued



Right side shot of the ISU-152 . Photograph by **Greg Beckman**.



Left side of the ISU-152. Photograph by **Greg Beckman**.

DML ISU-152 - Continued



Here is a shot of the ISU-152 on its base. Photograph by **Greg Beckman**.

**"THANKS TO GREG
BECKMAN FOR HIS
ARTICLE ON THE DML
ISU-152."**

Sabot Away!


Boresight Volume 20 No. 6

BORESIGHT

VOLUME 20 ISSUE 6:


IS THE FINAL ISSUE
FOR VOLUME 20.

VOLUME 21 STARTS
NEXT MONTH.



The cover of Boresight magazine features a large, detailed model of a Soviet amphibious tank, specifically a Gepanzerte Amphibious Universal Carrier, in a forest setting. The tank is painted in a mottled green and brown camouflage pattern with red stars and Cyrillic text. The title "BORESIGHT" is prominently displayed at the top in large white letters, with a red crosshair graphic over the "O". Below the title, the text "THE AMPS MEMBERSHIP MAGAZINE | VOLUME 20 | NO.6 | NOV/DEC 2012" is printed. At the bottom, a list of featured models is provided, and the AMPS logo is in the bottom right corner.

In this issue: Trumpeter's 1/35 Gepanzerte Amphibious Universal Carriers M7 Mortar Carriers
Tamiya's 1/48 IS-2 HobbyBoss' 1/4 M60 Gun
HobbyBoss' 1/72 Soviet Draisine M1917 Six-ton



Boresight Volume 20, Issue 6 is the final issue for Volume 20. Several nice articles are inside this issue. If you haven't joined AMPS yet, please do join. It is worth the small expense.

Volume 16, Issue 12

Boresight Volume 20 No. 6 - Continued

By Roderick Bell

The latest issue of the **AMPS Boresight** is out. This issue is the AMPS 2012 International Convention issue. Here is what is inside the Volume 20, Issue No. 6:

- ♦ **Editor Notes** by John Robinson
- ♦ **AMPS Review Crew News** by Chuck Aleshire, AMPS 1st Vice President and Review Coordinator
- ♦ **Gepanzerte! Building Trumpeter's unusual prime mover** by Jeff DeMuth
- ♦ **A Universal Carrier Turned Amphibian** by Tom Laemiein
- ♦ **The Priest & the Mortar** by Tom Laemiein
- ♦ **Uncle Joe's Berlin Brawler** by Chuck Aleshire, AMPS 1st Vice President and Review Coordinator
- ♦ **M-60: Hobby Boss's 1/4 scale machine gun makes a nice change of pace** by John Robinson
- ♦ **The Red Star: A look at Hobby Boss' 1/72nd Soviet Draisine** By Matt Deck
- ♦ **M1917 Six-Ton Tank: The Canadian War Museum unveils it's latest treasure** by Ed Storey

Roderick Bell

AMPS International Convention 2013



By Roderick Bell

The 19th **AMPS INTERNATIONAL CONVENTION** will be held in Atlanta Georgia from Thursday April 18, 2013 through Saturday April 20, 2013. The convention will be held at the Atlanta Marriott Century Center, 2000 Century Blvd NE, Atlanta, Georgia 30345 USA. More show information can be found at:

<http://www.amps-armor.org/ampssite/default.aspx>

The 2013 theme is "Civil Warriors" - Tanks or military vehicles named after Civil War Generals". Once again, our show Logo was created by **Matt Deck**. See you there!

Roderick Bell

Sabot Away!

JOIN *AMPS* TODAY

NAME: _____

ADDRESS: _____

CITY: _____

STATE: _____ POSTAL CODE: _____

COUNTRY: _____

PHONE: _____

E-MAIL: _____

☐ 1 Year US (\$30) ☐ 2 Year US (\$60) ☐ 3 Year US (\$90)

**IF PAYING BY CHECK OR MONEY ORDER SEND YOUR
MEMBERSHIP DUES AND COMPLETED FORM BELOW TO:**



AMPS
MEMBERSHIP DEPT.
P.O. BOX 543
ELKTON, MD 21922



MEMBERSHIP RATES FOR A ONE-YEAR PERIOD:

\$30.00 USA, \$35.00 CANADA/MEXICO, \$40.00 REST OF THE WORLD

ALL PAYMENTS MUST BE MADE IN U.S. FUNDS.

***AMPS* ACCEPTS PAYMENTS BY CHECK AND MONEY ORDER, AS WELL AS PAYPAL. TO JOIN
USING PAYPAL, JUST VISIT THE *AMPS* WEBSITE AND CLICK ON “JOIN *AMPS*”. IF PAYING BY CHECK
OR MONEY ORDER, SEND YOUR MEMBERSHIP DUES AND COMPLETED FORM TO THE ADDRESS
ON THE FORM**

WWW.AMPS-ARMOR.ORG

New Kits

By Roderick Bell

Dragon has a new figure release of on an interesting subject. They are Fallschirmjäger from the Brandenburg division on the Island of Leros in 1943. The kit is 1:35th scale. Kit No: 6743.

MENG released the French Main Battle Tank AMX-30B in 1:35th scale. This looks like a winner on a Modern vehicle. Kit No: TS-003.

Bronco is releasing a KV-85 on the heels of Trumpeter's release last month of it's KV-85 in 1:35th scale. Kit No: CB35110.

Roderick Bell





Seek, Strike, and Destroy

AUSTIN ARMOR BUILDERS SOCIETY

Roderick Bell
2002 Boxwood Path
Round Rock, Texas 78664-7129
Phone: 512-507-6104
E-mail:
information@austinarmorbuilders.com

The Austin Armor Builders Society is an organization where members gather and share information on building scale armor and figure kits. The Austin Armor Builders Society was founded in April 1997 and has about 30 active members. The Austin Armor Builders Society is the local chapter for the Armor Modeling and Preservation Society (AMPS). Every two years the organization host an AMPS Regional show known as AMPS Centex. This show attracts armor and figure modelers from around the state of Texas and is one of the Premier AMPS Regional shows.

We are on the web: AustinArmorBuilders.com

Support our Troops



Marines from the 4th Tank Battalion clean their M1A1 Abrams main battle tanks after a day of training during Exercise **Africa Lion 2012** in the North African country of Morocco.

United States Marine Corps photo by **Cpl. Tyler Main**.