



Sabot Away!



Newsletter of the Austin Armor Builders Society

August 2015
Volume 19, Issue 8



Inside this issue:

CALENDAR OF EVENTS	2
UPCOMING PROGRAM PRESENTATIONS AND NEWSLETTER ARTICLES	2
FROM THE TURRET	3
FUN WITH WORDS!	5
AMPS CENTEX ARMOR EXPO 2015	6
JOIN AMPS TODAY	7
NEW ON THE BLOCK	8
BORESIGHT PREVIEW	8
ABOUT US	9
MEMBERS' GALLERY	9

Zimmerit Made Easy by Richard Herrington

Most armor modelers have attempted modeling the anti-magnetic concrete paste **Zimmerit** applied to German tanks during WWII with varying results. **Cavalier Model Productions** (editor: and **ATAK Model**) offer **Zimmerit** sheets in thin resin for brand-specific tank kits which you just cut out and

attach to your model with super-glue. My method is simpler, and with practice it can give you the same great results.

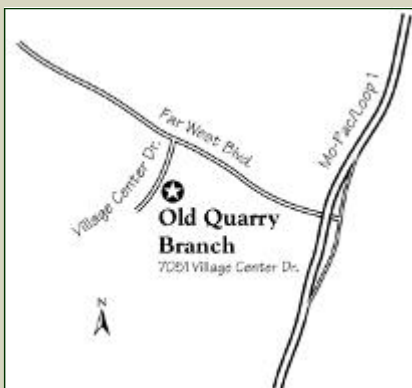
The ingredient of my method is **Bondo Glazing Putty** thinned with **Testors Liquid Cement**. The putty can be obtained at any auto parts store. Just make sure it's lacquer based.

(Continued on page 4)

Austin Armor Builders Society (AABS) meets at 7PM each month at the **Austin Public Library Old Quarry Branch**. Our next meeting is on

August 5, 2015

Annual dues for full membership are USD **\$12** to be collected at each January meeting. Upon receipt of payment, a membership card will be issued. This card is valid for one year, and it entitles holder to discounts at various local hobby shops in the Central Texas and San Antonio areas.



Sabot Away! is the official newsletter of AABS and is published twelve times a year on/before each monthly meeting. Any inquiry on subscription issues or assistance on article contribution please contact editor Eric Choy via email aabsco@gmail.com.

The views and opinions expressed in this newsletter are those of the authors. They do not necessarily reflect the official policy or position of AABS.



CALENDAR OF EVENTS

- ♦ **August 5 - AABS Club Meeting**
- ♦ **September 2 - AABS Club Meeting**
- ♦ **September 12 - SuperCon 2015** Bob Duncan Community Center, Vandergriff Park, Arlington, TX
- ♦ **September 26 - AMPS CENTEX Armor Expo 2015** Georgetown Community Center, Georgetown, TX
- ♦ **October 10 - ASMS Capital Classic 2015** Norris Conference Centers, Austin, TX



AABS Officers May 2014– Apr 2016

John Talley, President
(512) 388-3473, johnwtalley@hotmail.com

Greg Beckman, Vice-President
(512) 539-9018, pgb3476@yahoo.com

Eric Choy, Treasurer
(512) 554-9595, aabsco@gmail.com

Ted Paone, Secretary
(512) 635-9516, theopaone@att.net

Eric Choy, Newsletter Editor
(512) 554-9595, aabsco@gmail.com

Roderick Bell, Webmaster
(512) 507-6104,
rbell3@austin.rr.com



Upcoming Program Presentations and Newsletter Articles

Month	Program Presentation	Newsletter Article
January, 2015	Tom Pachalos	Tom Pachalos
February	Tom Pachalos	Dave Bourland
March	Eric Choy	Eric Choy
April	TBA	Milton Bell
May	Jake McKee	Jake McKee
June	Dave Bourland	Aaron Smischney
July	Ted Andreas, Jr.	Ted Andreas, Jr.
August	John Talley	Rick Herrington
September	AMPS Judging Review	Zach Talley
October	Kit Auction	Bill Menzie
November	Kevin Hutchison	Kevin Hutchison
December	Ian Candler	Ian Candler
January, 2016	Ted Paone	Ted Paone

Here is a list of members who are responsible for providing articles for the newsletter and program presentation at our monthly meetings.

Please note any member may contribute as many articles as he/she wants anytime. The purpose of this schedule is to ensure we have at least one article in the newsletter each month.


Prompt submission of your article is much appreciated. The deadline is always **11:59PM on the last Wednesday of the previous month** (e.g. Tom Pachalos' article for January was due on the last Wednesday of December).



From the Turret

The heat wave is here! At least the weather in Austin is simple to talk about: last week was consistently hot at 100 degrees plus, and next week will be consistently hot at 100 degrees or more again. Outdoor heat is a great reason to stay indoors and work on one of your projects!

I've picked up a few projects myself this month. I've always been a gamer, primarily interested in historical simulations, so I've taken a jump into merging my gaming and modeling hobbies. I picked up a few 1:100th scale (15mm) US and German models and infantry with plans to build, paint, and game with them. I'll bring them to the meeting so you can see what I started with, and then at a later meeting you'll see what I am able to do with them.



In my historical review, I found that this month marks a couple of interesting anniversaries in US military history. In August 1950, sixty five years ago this month, the US and South Korean troops in the Pusan perimeter succeeded in holding out against the North Korean's push to complete their conquest of the south.



US Armor in the Pusan perimeter, August 1950.

While fifty years ago the first battle of the US phase of the Vietnam War began as Operation Starlight was launched.




A Marine M48 stands guard during Op. Starlight.

We're hoping you all can make it to the club meeting this month. I know I always look forward to catching up with everyone's progress.

John Talley
President




(Continued from page 1)




First, mix the glazing putty with the Testors liquid glue until you have a semi-liquid paste.

Once you are able to spread the paste like the picture below, you are ready to apply it to your panzer.



There are a number of different tools in the market sold to modelers for applying *Zimmerit* patterns. I have spent money on a few of them, but the best tool I have found so far is **Campbell Scale Models Corrugated Aluminum**. Cut into pieces the size as shown in photo below.




It is easy to use, cheap, and very effective.

Scrape the paste up with your tool and apply directly to your model. It should look like this.



I use an Xacto knife to cut the vertical lines in the *Zimmerit*. If you have pictures of the tank you are modeling, you can use them as a guide for the patterns.

Here is a picture of a Tiger I turret "Zimmerited" and painted:



That is my method. It has worked well for me over the years. I hope you can use it as well.

Rick




Fun With Words!

by Your Editor

When was the last time you looked up a word in the dictionary? Actually not just any lexicon but the **Oxford English Dictionary** (OED), the ultimate authority of the English language, the dictionary of all dictionaries. Wait! What does that has anything to do with our hobby?

Absolute nothing, I must confess. The last time I touched the OED I was still in college over two decades ago! What got me interested again was Ammon Shea's book **Reading the OED: One Man, One Year, 21,730 Pages** I recently finished. Okay, what does a logophile's account of reading the OED cover-to-cover bore any relation to building plastic models?



Again, none whatsoever. But here's the fun part: OED has an endless supply of words that we can use to meticulously describe our hobby and the behaviors of the people (i.e. us modelers) who are obsessed with it. Here are some obscure and hilarious (but real) words Shea listed in his book that, in my opinion, pertain to scale modeling and modelers:

Monodynamic (n) Having only a single talent.

Agerasia (n) A lack of the signs of age; a youthful old age (*aren't we all?*).

Beadledom (n) The sense of self-importance and officiousness seen as characteristics of beadles or minor officials.

Empleomania (n) A manic compulsion to hold public office (*oh you all know who that is...*).

Forplaint (adj) Tired from complaining (*not from the rivet-counters, I dare say*).

Jocoserious (adj) Half serious and half in jest.

Mataeotechny (n) An unprofitable or useless science or skill (*our hobby, perhaps?*).

Mediocrist (n) A person of mediocre talents (*most likely monodynamic as well!*).

Obdormition (n) The falling asleep of a limb (*been there, a lot*).

Pandiculation (n) The act of stretching and extending the limbs, in tiredness or waking (*done that, a lot also*).

Philodox (n) A person in love with his own opinion (*may I dare say there are a few of those in every model club!*).

Quisquilius (adj) Of the nature of garbage or trash (*Eastern European kits, perhaps?*).

Rue-bargain (n) A bargain that one regrets or breaks (*aahh, the crap we pick up at shows...*).

Shot-clog (n) An unwelcome companion tolerated because he pays the shot for the rest (*hey be nice to them shot-dogs, especially at auction time!*).

Somnificator (n) One who induces sleep in others.

Superarrogate (v) To act with tremendous arrogance.

Toe-cover (n) A gift that is both useless and inexpensive (*some of our white elephant kits?*).

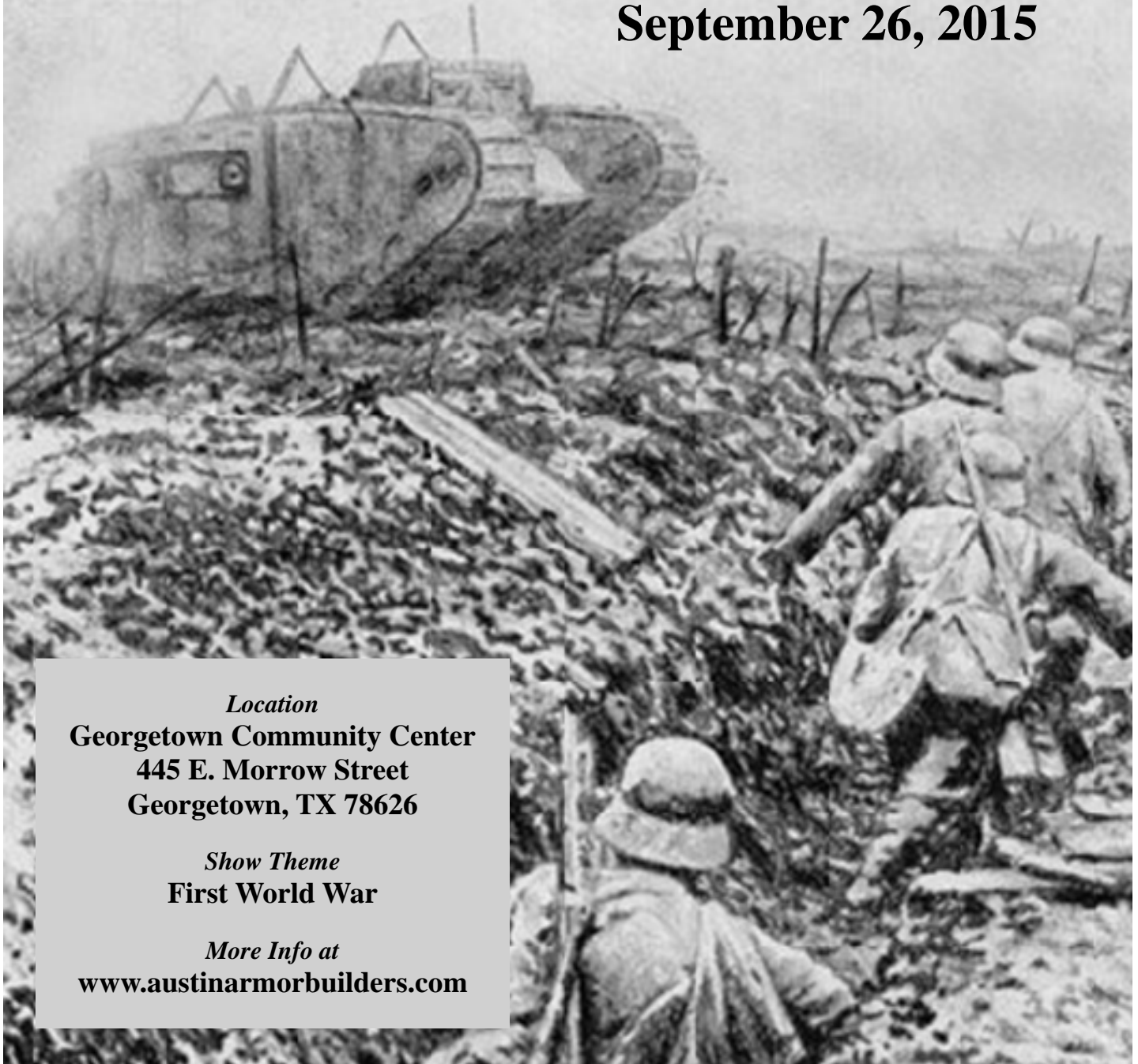
Ultra-crepidarian (n) One who offers advice or criticism in matters beyond his scope; an ignorant or presumptuous critic.

Unconversable (adj) Not suitable for social converse (*that about sums up the subject of most of our conversations!*).

Editor



AMPS CENTEX Armor Expo MMXV September 26, 2015



Location
**Georgetown Community Center
445 E. Morrow Street
Georgetown, TX 78626**

Show Theme
First World War

More Info at
www.austinarmorbuilders.com

Above artwork was done by renowned armor artist **Jody Harmon**. Mr. Harmon has graciously granted AABS permission to use this image for this event. This and other artwork of his can be seen and purchased at his official website **www.jodyharmon.com**



JOIN *AMPS* TODAY

NAME: _____

ADDRESS: _____

CITY: _____

STATE: _____ **POSTAL CODE:** _____

COUNTRY: _____

PHONE: _____

E-MAIL: _____

☐ 1 Year US (\$30) ☐ 2 Year US (\$55) ☐ 3 Year US (\$80)

**IF PAYING BY CHECK OR MONEY ORDER SEND YOUR
MEMBERSHIP DUES AND COMPLETED FORM BELOW TO:**



AMPS
MEMBERSHIP DEPT.
P.O. BOX 543
ELKTON, MD 21922



Membership Rates for a One-Year Period:
\$30.00 USA, \$35.00 Canada/Mexico, \$40.00 Rest of the World

All payments must be made in U.S. funds.

***Amps* accepts payments by check and money order, as well as PayPal.**

To join using PayPal, just visit the *amps* website and click on "join *amps*."

If paying by check or money order, send dues and completed form to the address on the form.

www.amps-armor.org



NEW ON THE BLOCK



The Skoda PA-II "Turtle" was a futuristic looking armored car produced in small numbers by Czechoslovakia during the 1930s. While most of them ended up being used for internal security purposes, a few were incorporated into the Wehrmacht as radio relay vehicles. Now Takom has released a model of it in 1/35th scale.



A peculiar decision for Tamiya to release as DML has dominated the 1/35th Panther market for years.

AMPS Boresight (Volume 23, Issue 4)

The latest issue of **Boresight** is out. Here is a quick look inside:

- ♦ **AMPS 2015 Convention** by John Robinson
Check out the models and winning entries.
- ♦ **Italian M13/40 & M14/41, Part II** by Mike Roof
A modeler's guide to production features.
- ♦ **Painting Olive Drab** by Brett Avants
Steps on how to get the right look for WWII US vehicles.





About Us

The Austin Armor Builders Society (AABS) started in 1999 when Don Jones, a member of the local IPMS chapter, decided "what a good idea to get out two nights a month, and on least one night talk tanks."

Since then AABS is the only modeling club in Central Texas devoted solely to armor modeling. We don't build planes because they are just plain! Our passion is armored fighting vehicles and military figures. Subject of our interest ranges from WWI, WWII, Korea, Vietnam, Middle East, to the most recent Gulf War Conflicts.



At each monthly meeting, we talk tanks, swap kits, and share our building techniques and tricks. We also hold regular in-house model contests and organize out-of-town field trips to museums and model shows.

Every odd-numbered year AABS hosts the biggest armor model show in AMPS South Central Region (AMPS CENTEX). Known as Lone Star Armor Expo, we attract some of the best armor modelers in Texas as well as in the neighboring states to come participate.

To find out more about AABS, you can visit our website or pick up a club flyer at your local hobby shop.

We are on the web @ AustinArmorBuilders.com

This month we have our veep Greg Beckman's latest Berlin 1945 diorama. Italeri makes the 30mm AA gun, and the BA-64B is the excellent Vision Models kit. The two teenage civilians are Master Box figures.

