



Sabot Away!



Newsletter of the Austin Armor Builders Society

December 2015

Volume 19, Issue 12



Christmas Party & White Elephant Gift Exchange

Our annual Christmas gala is on **December 5th** this year, and once again it will be held at:

Wells Branch Community Library
15001 Wells Port Drive
Austin, TX 78728

Map and driving directions can be found on page 4 of this newsletter.

The Party starts at **6pm**, and dinner is served at exactly **6:30pm**. Your family members and friends are all welcomed to join us.

To ensure we don't run out of food, please RSVP **Eric Choy**, our treasurer and Xmas party-meister, at the December meeting (or via email **aabsco@gmail.com** no later than December 3th).

As usual you will need to bring the following to the party:

- ♦ A **side dish or dessert** of some sort. The club will provide the meat entrée.
- ♦ Your **favorite libation** to drink.

If you wish to participate in the White Elephant gift exchange, please bring a gift-wrapped **1/48th OR LARGER armor, softskin, ordnance, or military figure model kit**. Let's all be kind to thy fellow members, so **NO** started kit or kit with missing parts please!

Inside this issue:

CALENDAR OF EVENTS	2
UPCOMING PROGRAM PRESENTATIONS AND NEWSLETTER ARTICLES	2
FROM THE TURRET	3
MAP & DIRECTIONS TO XMAS PARTY	4
MODELFIESTA 35	4
WHITE ELEPHANT CONTEST IS HERE!	5
MASCHINEN KRIEGER	6
2016 AMPS INTERNATIONAL SHOW	9
JOIN AMPS TODAY	10
NEW ON THE BLOCK	11
BORESIGHT PREVIEW	11
ABOUT US	12
FIELD TRIP PHOTO BLOG	12

(Continued on page 4)

Austin Armor Builders Society (AABS) meets at 7PM each month at the **Austin Public Library Old Quarry Branch**. Our next meeting is on

December 2, 2015

Annual dues for full membership are USD **\$12** to be collected at each January meeting. Upon receipt of payment, a membership card will be issued. This card is valid for one year, and it entitles holder to discounts at various local hobby shops in the Central Texas and San Antonio areas.



Sabot Away! is the official newsletter of AABS and is published twelve times a year on/before each monthly meeting. Any inquiry on subscription issues or assistance on article contribution please contact editor Eric Choy via email **aabsco@gmail.com**.

The views and opinions expressed in this newsletter are those of the authors. They do not necessarily reflect the official policy or position of AABS.



CALENDAR OF EVENTS

- ♦ December 2 - AABS Club Meeting
- ♦ December 5 - **AABS Christmas Party**
- ♦ January 6 - AABS Club Meeting
- ♦ February 3 - AABS Club Meeting
- ♦ February 20 - **Modelfiesta 35** San Antonio Event Center
San Antonio, TX



AABS Officers May 2014– Apr 2016

John Talley, President
(512) 388-3473, johnwtalley@hotmail.com

Greg Beckman, Vice-President
(512) 539-9018, pgb3476@yahoo.com

Eric Choy, Treasurer
(512) 554-9595, aabsco@gmail.com

Ted Paone, Secretary
(512) 635-9516, theopaone@att.net

Eric Choy, Newsletter Editor
(512) 554-9595, aabsco@gmail.com

Roderick Bell, Webmaster
(512) 507-6104
roderickobell@gmail.com



Upcoming Program Presentations and Newsletter Articles

Month	Program Presentation	Newsletter Article
January, 2015	Tom Pachalos	Tom Pachalos
February	Tom Pachalos	Dave Bourland
March	Eric Choy	Eric Choy
April	TBA	Milton Bell
May	Jake McKee	Jake McKee
June	Dave Bourland	Aaron Smischney
July	Ted Andreas, Jr.	Ted Andreas, Jr.
August	John Talley	Rick Herrington
September	AMPS Judging Review	Zach Talley
October	Kit Auction	Bill Menzie
November	Kevin Hutchison	Kevin Hutchison
December	Ian Candler	Ian Candler
January, 2016	Ted Paone	Ted Paone

Here is a list of members who are responsible for providing articles for the newsletter and program presentation at our monthly meetings.

Please note any member may contribute as many articles as he/she wants anytime. The purpose of this schedule is to ensure we have at least one article in the newsletter each month.

Prompt submission of your article is much appreciated. The deadline is always **11:59PM on the last Wednesday of the previous month** (e.g. Ted Paone's article for March was due on the last Wednesday of February).

Editor



From the Turret

I am not sure what happened, but it seems we've already jumped past Thanksgiving and we're on our way into December, with Christmas just around the corner. We'll be celebrating the Holidays with our club party on Saturday December 5th, 6pm, at the Wells Branch library. The library is located at 15001 Wells Port Dr, Austin, TX 78728. Besides eating way too much good food, we'll have a good time swapping models in our traditional white elephant gift share, so make sure you bring a wrapped, complete and not-started, model to add to the white elephant session.



The December meeting is also the last chance we have to show our builds from the white elephant gift swap from last year's Holiday party, so don't forget to bring them in for the meeting show-n-tell session on Wednesday night.

There are quite a few inspirations for models from this December's 75th anniversary of the launch of Operation Compass, the British counter offensive against the Italian invasion of Egypt. This operation proved beyond doubt the inability of the Italian army to wage a modern war. The British used Cruiser Mk.I, Mk.II, and Mk.III tanks, and a few Matilda's. The Matildas were practically invulnerable to the Italian tank guns, even from the medium Italian M11/39's.

Partially due to break downs and damages, the Italians largely employed their M11/39s in immobile defensive roles within fortified camps. The British took advantage of this opportunity to recapture all

lost territory in days and then drove far into Libya during the following two months, while capturing hundreds of tanks and guns and well over one hundred thousand Italian soldiers.



An Italian M11/39 near Sidi Barrani in Egypt.



A British Matilda with a captured Italian flag during Operation Compass

Please remember we're back to our normal Wednesday night meeting this month. Hopefully we'll have quite a few images to show and stories to share from the members that flew over to England in November.

I'm looking forward to seeing you all there!

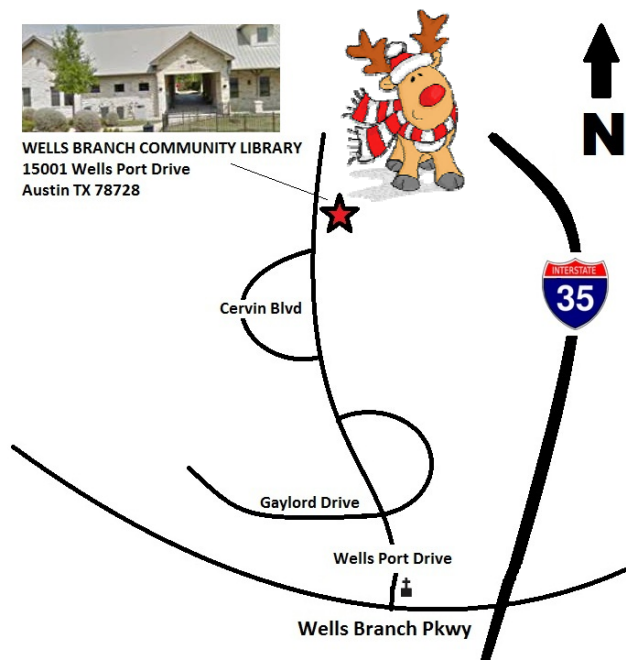
John Talley
President



(Continued from page 1)



WELLS BRANCH COMMUNITY LIBRARY
15001 Wells Port Drive
Austin TX 78728



Driving Directions

From IH-35 Heading South:

1. Exit IH-35 at the 248 exit. Take ramp right for IH-35 N toward Grand Avenue Parkway.
2. Travel 0.4 Miles. Bear right onto Three Points Rd.
3. Travel 0.2 Miles. Turn right onto Grand Avenue Pkwy.
4. Travel 0.3 Miles. Turn left onto Wells Port Dr.
5. Travel 0.8 Miles. Arrive at 15001 Wells Port Dr, Austin, Texas 78728.

From IH-35 Heading North:

1. Exit IH-35 at the 247 exit. Take ramp right for IH-35 N toward Pflugerville.
2. Travel 0.3 Miles. Keep straight onto IH-35.
3. Travel 0.7 Miles. Turn left onto Wells Branch Pkwy.
4. Travel 0.6 Miles Turn right onto Wells Port Dr.
5. Travel 0.8 Miles Arrive at 15001 Wells Port Dr, Austin, Texas 78728.



PRESENTS

MODEL FIESTA 35

THE INTERNATIONAL CONTEST OF TEXAS

San Antonio Event Center

8111 Meadowleaf Drive

San Antonio, TX 78221

Saturday, February 20, 2016

9:00AM - 5:00PM



CONTEST THEME:

"KIT-BASHED"

(Any subject, fictional or real, constructed of multiple major component parts from at least two or more different kits)

(Theme Award sponsored by HobbyTown USA)

NEW CATEGORY 1115 FOR PAPER MODELS!



White Elephant Contest is Here!

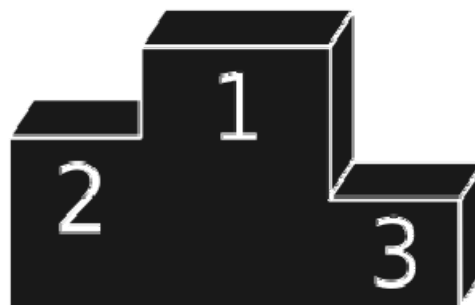
December is our final quarterly contest of 2015, and we'll decide who built the best White Elephant kit from 2014's Xmas party (see picture below).


As usual there will be two categories in this contest:

- ♦ **Naked** - built but not painted. Only the top Naked winner will receive a cash prize of \$15.
- ♦ **Finished** - built and painted. First, second, and

third winners in this category will be awarded \$40, \$30, and \$20 respectively.

And for those who haven't touched or finished their kits, the club would like to thank you for your graceful \$10 donations to the treasury...





There's a little P-40 Warhawk in the design of the Falke, an antigravity ship.



Maschinen Krieger

A Look at Something Completely Different Yet Familiar

by Ian Candler

A few months ago I was thumbing through Pinterest looking at models. I stumbled across an image of a Wave Corp Snake Eyes suit. It had a female figure climbing out of the suit. I thought wow that looks neat! So I clicked on the board and started scrolling through these images. Immediately I was enthralled with what I was seeing. WHAT IS THIS CRAZY GENRE? How are there so many?

I personally had sworn off SCI-FI as a modeler, but these were just too cool! I had to find out more. I kept seeing they all shared a tag *Ma.K* or *Maschinen Krieger*. So I did the first thing any interested modeler would do: I opened up Google and started my search.

Within a matter of minutes I discovered a lot of blogs and a handful of youtube videos. One video

was from "Norm," a friend of mine in the YT community. He had built just about everything under the sun concerned with *Ma.K*, but none of it had been painted. So I started talking to him about it, and now that had seen some unfinished, I just had to get my hands on something.

A Brief History

Ma.K is actually nothing new. It was given birth from three guys in Japan in the early 1980s. All three gentlemen were WWI and WWII armor modelers, but for a comic strip in *Hobby Japan Magazine* they took inspiration from *Star Wars*, *Blade Runner* and *Mad Max*. **Kow Yokoyama** was the main brain child behind the actual models which were designed and scratchbuilt by using parts from armor, aircraft, auto... any model kit he could find. One of the major factors that appeal to me is that you can see other kits within the designs.

The comic strips ran in *Hobby Japan Magazine* from 1982 to 1985. During this time a company called **Nitto** produced 21 injection molded kits in 1:20 scale. In 1986 there was a copyright dispute with *Hobby Japan*, and for almost a decade Yokoyama



had to fight for his designs until the mid 1990s when he was awarded full licensing to the series. It wasn't until 2008 that **Hasegawa** worked out a deal with Yokoyama and kits started being produced. Now there are a couple of manufactures of kits namely **Wave Corp.** There are also companies like **Love Love Garden** and **Brick Works** producing figures. As of late I have also discovered a couple garage companies popping up creating resin kits which have caught my modeling eye.

What's the story though?

It's kinda difficult to say most westerners would agree. I mean when you buy these kits or magazines, it's all in flippin Japanese! This is what I have gathered via wiki (the source for all accurate information) and friends of mine who share a fondness for the world of Ma.K:

Following a nuclear blast during WWIV, Earth and most of its inhabitants were wiped out. It took the planet 50 years to heal itself. A research team then discovered that "Hey, Earth is an awesome place with resources of plenty yo!" So the Galactic Federation decided to repopulate the planet. With all good stories there has to be conflict; as the Federation tried to set up a provisional government to run Earth, sub-factions and mercenary groups stepped in. A four year war kicked off, and...

Enough! I'll not spill the rest of the story here. After all this is intended to be an article about the models.

"Ian, how do they build?"

Well, now that I have assembled two of the power suits, this kinda makes me an expert, right?

My first attempt was the SNAKE EYE Recon Type: SEAPIG. Is that a finger full or what? The kit was reasonably affordable around 30 bucks from Amazon. It comes with the suit and three head options. I slapped a video inbox review of it together. If you feel inclined you can view it here:

https://www.youtube.com/watch?v=hWqfm92_C3U

The Wave Corp kit is actually very forgiving. None



of the parts actually glue together, which in my opinion ended up being beneficial, especially when it came time to paint her up. Everything fits like a glove, and even though the instructions are in Japanese, they are very clear and concise.

It took me about four hours to get the suit assembled. A lot of vertical/crosshatch sanding was involved on the armor plates. Other than that the WAVE kit was a perfect fit.






On the other hand, the Hasegawa kit was a completely different beast. Everything had to be glued together with a couple exceptions. I found that it was certainly more difficult to paint. Add in that it has an interior. I will say it is a more interesting kit as it has more options.



No Rules Apply!

Most of us in the armor/aircraft modeling stick with historical references. This is something I often struggle with as an armor builder. I typically go for cool instead of historic accuracy. There is always a moment when I occasionally get "only SS had that camo pattern." Doesn't that just grind your gears?



Is that a fender from a Panzer III or IV?

If you need a break from historical pieces and want to enjoy a little creative freedom, the Ma.K genre is totally for you. Not game for the 1:20 scale? There are plenty of 1:35 scale options as well. The only hard rule with this genre is that anything you add to the kit has to make sense on an engineering level. So no floating Gatling guns! But if you want to paint the gun Neon Blue with white tiger stripes under a super gloss finish, then have at it, brother!

Recently a friend of mine Will Pattison (a bad ass aircraft builder) took his own approach and decided that he would do up the *Falke* as a racer rather than a combat vehicle:



Will Pattison's Falke Racer. He really went crazy scratchbuilding and detailing the engine!



I hope this article can serve as an introduction to the genre of *Maschinen Krieger* and a creative option to your modeling. Model On!

Ian Candler





2016 AMPS International Convention

Scale Model Exposition: Exhibits, Seminars, Demonstrations,
Large Vendor Area and MUCH more!

Show Theme: *The Great War*

April 7-9, 2016

**Sumter County Civic Center
700 West Liberty Street
Sumter, SC 29150**

Hosted by:



For more information, contact Tim Darrah (Show Chair), tttimmy@earthlink.net
Mike Reaves (Vendor Coordinator), semperfi03732@msn.com
or visit us online at www.amps-armor.org



JOIN *AMPS* TODAY

NAME: _____

ADDRESS: _____

CITY: _____

STATE: _____ **POSTAL CODE:** _____

COUNTRY: _____

PHONE: _____

E-MAIL: _____

☐ 1 Year US (\$30) ☐ 2 Year US (\$55) ☐ 3 Year US (\$80)

**IF PAYING BY CHECK OR MONEY ORDER SEND YOUR
MEMBERSHIP DUES AND COMPLETED FORM BELOW TO:**



AMPS
MEMBERSHIP DEPT.
P.O. BOX 543
ELKTON, MD 21922



Membership Rates for a One-Year Period:
\$30.00 USA, \$35.00 Canada/Mexico, \$40.00 Rest of the World

All payments must be made in U.S. funds.

***Amps* accepts payments by check and money order, as well as PayPal.**

To join using PayPal, just visit the *amps* website and click on "join *amps*."

If paying by check or money order, send dues and completed form to the address on the form.

www.amps-armor.org



NEW ON THE BLOCK



Can't get enough of M103? DML now has downsized the USMC A1 variant to 1/72nd for Braille-scale modelers.



Revell's latest version of its 1/35th Boxer is the ambulance variant. Kit decal includes Bundeswehr Heer and NATO-led ISAF in Afghanistan.



The use of horse-drawn vehicles in WWII was a lot more common than one thought. One such example is the Wehrmacht's Machine Gun Carriage 36 (If.5), the subject of Riich Models' latest 1/35th release.



MERRY CHRISTMAS

AMPS Boresight (Volume 23, Issue 5)

The latest issue of **Boresight** is out. Here is a quick look inside:

- ♦ **Tunisia Tiger** by Eric Choy
Building an initial production Tiger in quarterscale.
- ♦ **U.S. Army Crash Truck** by John Kirkpatrick
Scratchbuilding a WWII standard 110 airfield firefighter.
- ♦ **Water Effects For Modeling** by Bob Bethea
How to add water to your scenic base.
- ♦ **2016 AMPS International Convention Update** by Tim Darrah
- ♦ **Weathering Magazine 1945** by Chuck Aleshire
A thumbnail review.
- ♦ **A Visit To Museum of Battle Glory** by Nitka Nikitov
Hidden treasures in Yambol, Bulgaria.



Tunisia Tiger • U.S. Army Crash Truck
Water Effects For Modeling • AMPS Local Chapter News
AMPS 2016 International Convention Update
A Visit To Museum of Battle Glory





About Us

The Austin Armor Builders Society (AABS) started in 1999 when Don Jones, a member of the local IPMS chapter, decided "what a good idea to get out two nights a month, and on least one night talk tanks."

Since then AABS is the only modeling club in Central Texas devoted solely to armor modeling. We don't build planes because they are just plain! Our passion is armored fighting vehicles and military figures. Subject of our interest ranges from WWI, WWII, Korea, Vietnam, Middle East, to the most recent Gulf War Conflicts.



At each monthly meeting, we talk tanks, swap kits, and share our building techniques and tricks. We also hold regular in-house model contests and organize out-of-town field trips to museums and model shows.

Every odd-numbered year AABS hosts the biggest armor model show in AMPS South Central Region (AMPS CENTEX). Known as Lone Star Armor & Figure Expo, we attract some of the best armor modelers in Texas as well as in the neighboring states to come participate.

To find out more about AABS, you can visit our website or pick up a club flyer at your local hobby shop.



We are on the web @ AustinArmorBuilders.com

Sightseeing excursion in a tank! What a great idea! Bob, Eric, Dave, and Russ encountered this FV433 Abbott SPG "tour bus" in London last month. Too bad they were too shy to hop on and ride with the babes!

