




Sabot Away!



Newsletter of the Austin Armor Builders Society

January 2016



From the Turret

Happy New Year to all! I wish each and every one of you all the best in 2016 and many hours of modeling and painting. You may even have some new projects now that Christmas gifts have been opened. Although not really a project, I did receive a fun gift in the form of a 1/16th scale remote control German Panther, with functioning suspension, smoke, sound effects, and even a gun that fires BBs!

The club's Christmas party was well attended, including quite a few family members, which was really nice to see. By all accounts everyone had a great time, with good food, good company,



and a nice presentation by Eric Choy on the group trip to the IPMS UK National and several locations in England and France. We'll see if I can

(Continued on page 3)

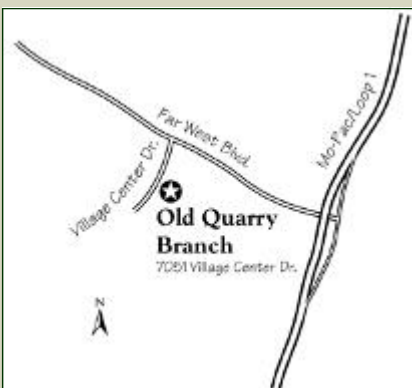
Inside this issue:

CALENDAR OF EVENTS	2
UPCOMING PROGRAM PRESENTATIONS AND NEWSLETTER ARTICLES	2
2016 CLUB DUES ARE DUE!	3
SCALE MODEL CAMOUFLAGE NETTING	4
2015 XMAS PARTY	6
2015 FOURTH QUARTERLY (WHITE ELEPHANT) CONTEST WINNERS	8
JOIN AMPS TODAY	9
2016 AMPS INT'L CONVENTION	10
NEW ON THE BLOCK	11
BORESIGHT PREVIEW	11
ABOUT US	12
MEMBERS' GALLERY	12

Austin Armor Builders Society (AABS) meets at 7PM each month at the **Austin Public Library Old Quarry Branch**. Our next meeting is on

January 6, 2016

Annual dues for full membership are USD \$12 to be collected at each January meeting. Upon receipt of payment, a membership card will be issued. This card is valid for one year, and it entitles holder to discounts at various local hobby shops in the Central Texas and San Antonio areas.



Sabot Away! is the official newsletter of AABS and is published twelve times a year on/before each monthly meeting. Any inquiry on subscription issues or assistance on article contribution please contact editor Eric Choy via email aabsco@gmail.com.

The views and opinions expressed in this newsletter are those of the authors. They do not necessarily reflect the official policy or position of AABS.



CALENDAR OF EVENTS

- ♦ January 6 - AABS Club Meeting
- ♦ February 3 - AABS Club Meeting
- ♦ February 20 - Modelfiesta 35 San Antonio Event Center
San Antonio, TX
- ♦ March 2 - AABS Club Meeting
- ♦ April 7 to 9 - 2016 AMPS International Convention
Sumter County Civic Center, Sumter, NC



AABS Officers May 2014– Apr 2016

John Talley, President
(512) 388-3473, johnwtalley@hotmail.com

Greg Beckman, Vice-President
(512) 539-9018, pgb3476@yahoo.com

Eric Choy, Treasurer
(512) 554-9595, aabsco@gmail.com

Ted Paone, Secretary
(512) 635-9516, theopaone@att.net

Eric Choy, Newsletter Editor
(512) 554-9595, aabsco@gmail.com

Roderick Bell, Webmaster
(512) 507-6104
roderickobell@gmail.com



Upcoming Program Presentations and Newsletter Articles

Month	Program Presentation	Newsletter Article
January 2016	Ted Paone	Rick Herrington
February	TBA	Ted Paone
March*	TBA	TBA
April	NCO Election	TBA
May	TBA	TBA
June*	TBA	TBA
July	TBA	TBA
August	Kit Auction	TBA
September*	TBA	TBA
October	TBA	TBA
November	TBA	TBA
December*	TBA	TBA
January 2017	TBA	TBA

Here is a list of members who are responsible for providing articles for the newsletter and program presentation at our monthly meetings.

Please note any member may contribute as many articles as he/she wants anytime. The purpose of this schedule is to ensure we have at least one article in the newsletter each month.

Prompt submission of your article is much appreciated. The deadline is always **11:59PM on the last Wednesday of the previous month** (e.g. Ted Paones' article for January was due on the last Wednesday of December).

* Quarterly contest month



(Continued from page 1)

do better with my white elephant in 2016 than I did in 2015.

Continuing to follow the British offensive in North Africa seventy-five years ago this month, I found an armor battle that shows the Italian armor forces were not completely over matched. While the Italians retreated from Tobruk, one motorized force including M13/40's was placed on the desert flank near Mechili. As the British 7th armored division came upon this location, the Italians engaged the leading British Mk.VI tanks and destroyed six of them. The British retreated, and to counter the pursuing Italians, Cruiser tanks and artillery were brought up to ambush the M13/40's.


The result was nine Italian tanks destroyed while only a single Cruiser was lost, but the Italians remained in control of the road junction that was the British objective at Mechili.



British Mk.VI light tanks in the desert.

I'm hoping to see you all at our Wednesday night meeting, and I'm looking forward to seeing what you've been working on over the holidays!

John Talley
President



2016 Club Dues are Due!

It is that time of the year again. Please have your club dues (\$12) ready at the January meeting. We accept cash, check or money order. For those who prefer to make a mail-in payment, our treasurer's address is:

Eric Choy
13213 Marrero Drive
Austin TX 78729

Please DO NOT send cash by mail. Be sure your check or money order is made payable to "AABS."

Some members may notice his dues are slightly higher than usual. That may be a result of the incurrence of last year's White Elephant (WE) contest penalty. As we all aware there is a \$10 mandatory "donation" to the club treasury if one fails to build his WE kit.

In case anyone needs a reminder, here is a pictorial evidence of your presence at the 2014 Xmas party:





Scale Model Camouflage Netting

by Rick Herrington

I build a lot of 1/35th scale modern armor kits. It's hard to find an M1 Abrams or Leopard on maneuvers without some kind of camouflage netting draped across the hull or barrel to break up the distinctive shape of an AFV.



This is my way of creating camouflage nets. It's adapted from Francois Verlinden's method. Materials needed:

- ♦ Cheese cloth or white medical bandage
- ♦ Paints (Enamel and Acrylic)
- ♦ SOBO or Elmer's white glue
- ♦ Tea bags

Cut up random shapes of cheesecloth. These will be soaked in a thinned acrylic color wash to give them color. I use Tamiya XF-49 Khaki as a base. You can also use a beige or sand color as the base depending on what type of net you're trying to depict.



Once the nets have picked up the color I transfer them to a paper towel to let them dry. When the nets are dry they should look like this. You'll notice I have done some strip camouflage also.



These are strips of Viva paper towels that I have soaked in the color wash and then let dry. You'll see the strip camouflage on most Leopard 2's in the field.

Once the nets have dried I soak them once more in a solution of white glue and water. I use SOBO but any white glue will do. Once they're soaked in the white glue solution I drape them over the vehicle. I try to drape them using reference pictures of real tanks. The vehicle should be completely painted before adding the camouflage netting. Don't worry about the glue solution getting on the tank as it will dry completely clear.



I am using the nets on a Meng Leopard 1A5.



Next add tea leaves to the still wet nets. The tea leaves simulate the leaves on the net. I try to get different types of tea to vary the shape of the

Sabot Away!

The Newsletter of The Austin Armor Builders

January 2016



Page 5

leaves on the net. After the nets have dried. I usually give it over night to be sure before I start painting on them.



Once dry I paint them up with an Olive drab or burnt umber color, then dry brush with a lighter green or brown. I usually use Humbrol colors to paint the nets but acrylics would do just as well.



The last step after the nets are painted is to flat coat the tank. This will take care of any shiny spots the white glue have left on the tank.

That's it. A simple but realistic way to create camouflage nets.

Rick





2015 Xmas Party

We wrapped up yet another successful *fiesta de Navidad* last month at the Wells Branch Public Library. Attendance was better than expected: 18 members and their families showed up with lots of good food and gifts. Our editor had a slide presentation of his recent UK and Normandy trip with fellow members **Bob Bethea**, **Dave Bourland**, **Russ Holm**, and **Tom Moon** of the Houston Armor Club.

Christmas just couldn't get better than that!



Bob Bethea and **Rick Herrington** appeared to be in a staring contest!



Ted and Susan Andreas received the Member of Year award for their hard work at our biennial show.



Bob Bethea, **Margarita Herrington**, and first-daughter **Samantha Talley** posed for the camera.



Ian Candler earned the Most Prolific Modeler title by finishing twenty (yes, 20) models in 2015!!!



Ian came with his new bride **Ashley**. The couple recently got married in early November.



Our chow was highly praised by **Randy Bumgardner**.



New member **Mike Plangklang** was there with his family.



Maestro painter/sculptor/copper **Anders Heintz** (far left) was our honorable guest of the evening.



After dinner discussion of everyone's white elephant kit.



Here is a who-got-what for next year's **White Elephant Contest**.



2015 Fourth Quarterly (White Elephant) Contest Winners



1st Place:
Bob Bethea
1/35th ISU-152



2nd Place:
Rick Herrington
1/35th OIF
M1A2 Abrams



3rd Place:
Ted Andreas Jr.
1/35th T-62





JOIN *AMPS* TODAY

NAME: _____

ADDRESS: _____

CITY: _____

STATE: _____ **POSTAL CODE:** _____

COUNTRY: _____

PHONE: _____

E-MAIL: _____

☐ 1 Year US (\$30) ☐ 2 Year US (\$55) ☐ 3 Year US (\$80)

**IF PAYING BY CHECK OR MONEY ORDER SEND YOUR
MEMBERSHIP DUES AND COMPLETED FORM BELOW TO:**



AMPS
MEMBERSHIP DEPT.
P.O. BOX 543
ELKTON, MD 21922



Membership Rates for a One-Year Period:
\$30.00 USA, \$35.00 Canada/Mexico, \$40.00 Rest of the World

All payments must be made in U.S. funds.

***Amps* accepts payments by check and money order, as well as PayPal.**

To join using PayPal, just visit the *amps* website and click on "join *amps*."

If paying by check or money order, send dues and completed form to the address on the form.

www.amps-armor.org



2016 AMPS International Convention

Scale Model Exposition: Exhibits, Seminars, Demonstrations,
Large Vendor Area and MUCH more!

Show Theme: *The Great War*

April 7-9, 2016

**Sumter County Civic Center
700 West Liberty Street
Sumter, SC 29150**

Hosted by:



For more information, contact Tim Darrah (Show Chair), tttimmy@earthlink.net
Mike Reaves (Vendor Coordinator), semperfi03732@msn.com
or visit us online at www.amps-armor.org



NEW ON THE BLOCK



Takom's new 1/35th Krupp 420mm howitzer kit was the subject of a super heavy gun nicknamed "Dicke Bertha" in WWI. Somehow this alias reminds me of a certain character in Monty Python's film The Life of Brian...



Now that's a mean looking bulldozer! Takom's 1/35th M9 Armored Combat Earthmover (ACE) features both adjustable suspension and individual "clickable" tracks.



Did Trumpeter just shrink a Type59 MBT to make this PLA light tank? Apparently that's what the Chinese did back in the 1960s too!



Need some Israeli troopers to go with your 1/35th Achzarit? Check out Meng's modern IDF infantry set.

AMPS Boresight (Volume 23, Issue 6)

The latest issue of **Boresight** is out. Here is a quick look inside:

- ♦ **Lady Modeling in Bulgaria** by Mitko Nikitov
How I got my wife hooked on modeling.
- ♦ **M15A1 CGMC Conversion** by David Black
Correcting Commander Models' AA gun on a halftrack.
- ♦ **Monster Mortar** by Russ Holm
One of the more pleasant artillery kit from Criel Models.
- ♦ **The First Cavalry Museum** by Ted Andreas, Jr.
Armor heaven deep in the heart of Texas.
- ♦ **2015 Scale Model World Photo Scrapbook**
- ♦ **2016 AMPS International Convention Update** by Tim Darrah





About Us

The Austin Armor Builders Society (AABS) started in 1999 when Don Jones, a member of the local IPMS chapter, decided "what a good idea to get out two nights a month, and on least one night talk tanks."



AABS is the only scale model club in Central Texas devoted solely to armor modeling. We don't build planes because they are just plain! Our passion is armored fighting vehicles and military figures. Subject of our interest ranges from WWI, WWII, Korea, Vietnam, Middle East, to the most recent Gulf War Conflicts.

At each monthly meeting, we talk tanks, swap kits, and share our building techniques and tricks. We also hold regular in-house model contests and organize out-of-town field trips to museums and modeling events. Every odd-numbered year AABS hosts the biggest scale armor modeling show in Texas that attracts some of the best armor modelers in the Lone Star as well as neighboring states.

Since inception AABS is a local chapter of Armor Modeling and Preservation Society (AMPS), a national organization dedicated to the promotion of scale modeling and armored vehicle preservation.

To find out more about AABS, please visit our website or pick up a club flyer at your local hobby shop.

19990424

We are on the web @ AustinArmorBuilders.com

A very nicely done 1/35th ISU-122 by new member Alex Gashev. He finished this Zvezda kit straight out-of-the-box.

