



Sabot Away!



Newsletter of the Austin Armor Builders Society

June 2016



Inside this issue:

CALENDAR OF EVENTS	2
UPCOMING PROGRAM PRESENTATIONS AND NEWSLETTER ARTICLES	2
FROM THE TURRET	3
JUNE IS QTR CONTEST MONTH!	4
JOIN AMPS TODAY	7
NEW ON THE BLOCK	8
BORESIGHT PREVIEW	8
ABOUT US	9
MEMBERS' GALLERY	9

FlaK43 37mm Zwilling w/ Sd.Ah 206 Transport Carriages

By Greg Beckman

About six or so months ago I built the single barrel FlaK43 from Italeri. I really like the looks of the 37mm AA guns, so I picked up the newish 1/35th double barrel *Zwilling* from Trumpeter. I intended to use it in

a post Battle of Berlin vignette/diorama. Starting off with an idea but nothing specific planned, I just went with the flow and let the project took me wherever.

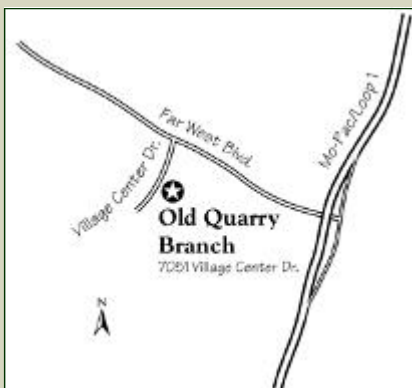
First up are the only photos of the gun in transit mode on the Sd.Ah 206 trailer components that I have seen. One photo (A) shows with fenders, the next two without. I think the second (B) and third (C) photos are the same gun from different angles.

(Continued on page 4)

Austin Armor Builders Society (AABS) meets at 7PM each month at the **Austin Public Library Old Quarry Branch**. Our next meeting is on

June 1, 2016

Annual dues for full membership are USD \$12 to be collected at each January meeting. Upon receipt of payment, a membership card will be issued. This card is valid for one year, and it entitles holder to discounts at various local hobby shops in the Central Texas and San Antonio areas.



Sabot Away! is the official newsletter of AABS and is published twelve times a year on/before each monthly meeting. Any inquiry on subscription issues or assistance on article contribution please contact editor Eric Choy via email aabsco@gmail.com.

The views and opinions expressed in this newsletter are those of the authors. They do not necessarily reflect the official policy or position of AABS.



CALENDAR OF EVENTS

- ♦ June 1 - AABS Club Meeting
- ♦ June 3 to 4 - The Tulsa Figure Show 2016 Wyndham Hotel Tulsa, Tulsa, OK
- ♦ June 4 - Scalefest 2016 Grapevine Convention Center, Grapevine, TX
- ♦ June 18 - SoonerCon 2016 Council Road Baptist Church, Bethany, OK
- ♦ July 6 - AABS Club Meeting
- ♦ August 3 - AABS Club Meeting
- ♦ August 3 to 8 - IPMS-USA National Convention The Columbia Metropolitan Convention Center, Columbia, SC



AABS Officers May 2016 – Apr 2018

John Talley, President
(512) 388-3473, johnwtalley@hotmail.com

Ted Andreas, Jr., Vice-President
tedandreas1@yahoo.com

Eric Choy, Treasurer
(512) 554-9595, aabsco@gmail.com

Ted Paone, Secretary
(512) 635-9516, theopaone@att.net

Eric Choy, Newsletter Editor
(512) 554-9595, aabsco@gmail.com

Roderick Bell, Webmaster
(512) 507-6104
roderickobell@gmail.com



Upcoming Program Presentations and Newsletter Articles

Month	Program Presentation	Newsletter Article
January 2016	Ted Paone	Rick Herrington
February	Kevin Hutchison	Ted Paone
March*	David Davis (Guest)	Alex Gashev
April	Aaron Smischney	Rod Bell
May	Dave Bourland	Russ Holm
June*	Bob Bethea	Greg Beckman
July	Ted Andreas, Jr.	Eric Choy
August	Kit Auction	Ian Candler
September*	Rick Herrington	Ted Andreas, Jr.
October	Ian Candler	Joe Fisher
November	John Talley	Greg Beckman
December*	Eric Choy	Bill Menzie
January 2017	Worth Haggerton	John Talley

Here is a list of members who are responsible for providing articles for the newsletter and program presentation at our monthly meetings.

Please note any member may contribute as many articles as he wants any time. The purpose of this schedule is to ensure we have at least one article in the newsletter each month.

Prompt submission of your article is much appreciated. The deadline is always **11:59PM on the last Wednesday of the previous month** (e.g. Rick Herrington's article for January was due on the last Wednesday of December).

* Quarterly contest month



From the Turret

Summer is being thrust upon us as we roll into June, and this year we seem to be needing waders as well as air conditioning. Knowing how summer activities keep us all so busy, I'm very appreciative of the efforts everyone is putting into keeping the club active as well. Along that line of thought, thanks to **Dave Bourland** for last month's presentation and **Russ Holm** for the newsletter article. This month I'm sure we'll all have a good time seeing what **Bob Bethea** and **Greg Beckman** have in store for us.

I considered looking past the obvious historical reference this month, but in the end I think there's a bit too much good material for us in *Operation Barbarossa*. The German invasion of the Soviet Union began 75 years ago this month, on June 22nd 1941. In many respects this invasion seems completely insane. One only needs to look as far as the sheer number of Russian tanks in 1941 to be amazed that the Germans made any headway at all in the invasion. With approximately 3,300 tanks available,

less than half of which were the newer Panzer III and IV models, the Russians had over 20,000 tanks, of which over 10,000 were operational.

In my opinion, this was the most interesting period of Russian armor development. The Russians had explored so many armor concepts in the 1930's, and many of them were operational to some degree at the beginning of the invasion. Surely we can all find project inspiration in something from this period.

My personal favorite would be the T-35. While not all that affective in the end, it was a monster that seems more like a product of Victorian England than Stalin's Soviet Russia.



A knocked out T35 from a point of view that surely has us thinking of a potential diorama.



A T-35 in parade ground pose.

We're running a bit early this month, with the club meeting on June 1st, this Wednesday night. I hope to see you all at the meeting, and I look forward to catching up with everyone and seeing how your projects are going.

John Talley
President



(Continued from page 1)




Here's the sharp turn in the bend... LOL. Unlike other AA gun kits, Trumpeter's offering does not include any transport carriage. Ark Models' PaK43 does come with the right Sd.Ah.206. From what I have read, the kit is based on a museum bash that is not exactly correct; the 88mm gun was far too heavy for a Sd.Ah.206 to handle. The museum must have not done their homework!



The molding of the Ark Models' kit is so-so with sink holes a plenty. Since I wanted my *Zwilling* in transit mode, this was my only choice. As the Sd.Ah parts are not too accurate, there'll be some correcting and upgrading along the way.

Below is a work-in-progress photo after a couple of hours of work. The base of the actual gun is lighter grey from Trumpeter and the darker grey is from Ark Models. I had just started hacking and adding to one of the carriage components. Lots of work ahead.



June Is Quarterly Contest Month!

Bring in your **finished** model this month to win U.S. Treasury issued greenbacks! Our quarterly contest cash prizes are **\$40**, **\$30**, and **\$20** for the first, second, and third place winners.

To enter you must be a member in good standing. Any model that has not placed in previous quarterly contests is eligible to win.

The "no sweep" rule is strictly enforced in our in-house contests.

Sabot Away!

The Newsletter of The Austin Armor Builders


June 2016



Page 5

I seriously spent an hour digging in my parts box for items to help upgrade the carriages... ugh!!!

Focusing on one carriage at a time, I worked out all the odds and ends before installing the wheels. I added corrected structural parts, manual wheel brake handle, lever to the gun lock, and pulley parts that crank the gun off the ground and up to the wheel carriage. The photo below shows I still needed a couple more parts and bolts along with some tubing before moving on to the other gun carriage.




One carriage upgraded.



Both carriages upgraded.

I then shifted my focus to the gun and the platform. They went together very nicely until I tackled the spent shell catcher which for the most part is just a couple of plastic pieces and PE. The kit part has

issues (see photo). Note that this piece is wrapped in a foam protective cover in the box. Needless to say this was the only troublesome part of the assembly.



Moving on to making a base to display the gun, I chose a street corner in Berlin some time after the battle. The corner piece is an old plaster casting. The grate and manhole are from Miniart, and the cobblestones from Plus Models and Tiger Productions.



Sabot Away!

The Newsletter of The Austin Armor Builders

June 2016



Page 6

As in all old cobblestone streets/roads, there will be some grooves visible as seen in the photo below.



I added some clear resin to the pot hole and it's still drying in the picture.

I gave the base an overall brown wash and picked out a few cobbles with different tones of brown. Followed up with some grey oil paint on the high points, I think the color looks pretty good.



The idea behind the scene is that two Russian soldiers are relaxing while a German mother clutches her children close as she tries to hurry past the debris and the Slavic occupiers.



JOIN *AMPS* TODAY

NAME: _____

ADDRESS: _____

CITY: _____

STATE: _____ POSTAL CODE: _____

COUNTRY: _____

PHONE: _____

E-MAIL: _____

☐ 1 Year US (\$30) ☐ 2 Year US (\$55) ☐ 3 Year US (\$80)

IF PAYING BY CHECK OR MONEY ORDER SEND YOUR
MEMBERSHIP DUES AND COMPLETED FORM BELOW TO:



AMPS
MEMBERSHIP DEPT.
P.O. BOX 543
ELKTON, MD 21922



Membership Rates for a One-Year Period:
\$30.00 USA, \$35.00 Canada/Mexico, \$40.00 Rest of the World


All payments must be made in U.S. funds.

Amps accepts payments by check and money order, as well as PayPal.

To join using PayPal, just visit the *amps* website and click on "join *amps*."

If paying by check or money order, send dues and completed form to the address on the form.

www.amps-armor.org



NEW ON THE BLOCK




DML latest is a 1/35th turncoat Panzer: captured Pz/StuG III with a Soviet 76mm gun in an enclosed superstructure.



The 1/35th Leopard 2 A7 may be new from Meng but the real tank is just a converted A6NL with better air conditioning and a long list of survival updates!



What were the Russians thinking? Three cannons (two 45mm and one 76mm) inside a dinky superstructure! While the real KV7 never entered production, thanks to Trumpeter we now have an injection plastic kit in 1/35th.



We just can't get enough of AMX-13s and Patriot SAMs! Dragon jumps into the fray with its latest 1/35th MIM-104F kit. While both AFV Club and Trumpeter depict the older 1990's Gulf War PAC-2 version, DML offers the latest PAC-3 used by US Army and our allies in the Middle and Far East.

AMPS Boresight (Volume 24, Issue 2)

The latest issue of *Boresight* is out. Here is a quick look inside:

- ♦ **The Thrill of Victory, The Agony of Defeat** by Bob Bethea & Henry Núñez, Jr.
A Berlin 1945 Diorama.
- ♦ **IS-4M: "Screaming Mimi," Soviet Style** by Cookie Sewell
Part II: The Model.
- ♦ **Ma.K Specter Armored Suit** by Brett Avants
Building WKB Models' 1/20th resin Maschinen Krieger armored suit.
- ♦ **Burma Jeep Walkaround** by John Kirkpartick
Photos of a WWII C-B-I 1.5ton cargo workhorse.
- ♦ **2016 AMPS International Convention Update** by Tim Darrah





About Us

The Austin Armor Builders Society (AABS) started in 1999 when Don Jones, a member of the local IPMS chapter, decided "what a good idea to get out two nights a month, and on least one night talk tanks."



AABS is the only scale model club in Central Texas devoted solely to armor modeling. We don't build planes because they are just plain! Our passion is armored fighting vehicles and military figures. Subject of our interest ranges from WWI, WWII, Korea, Vietnam, Middle East, to the most recent Gulf War Conflicts.

At each monthly meeting, we talk tanks, swap kits, and share our building techniques and tricks. We also hold regular in-house model contests and organize out-of-town field trips to museums and modeling events. Every odd-numbered year AABS hosts the biggest scale armor modeling show in Texas that attracts some of the best armor modelers in the Lone Star as well as neighboring states.

Since inception AABS is a local chapter of Armor Modeling and Preservation Society (AMPS), a national organization dedicated to the promotion of scale modeling and armored vehicle preservation.

To find out more about AABS, please visit our website or pick up a club flyer at your local hobby shop.

19990424

We are on the web @ AustinArmorBuilders.com



*The coolest work (so far) from our member Ian Candler:
A Desert Rat Aerosan!
What a great idea and execution. Check out the fantastic paint job on the vehicle and the figures.*