



Sabot Away!



Newsletter of the Austin Armor Builders Society

March 2025



Schienenpanzer Han-Han

by Kevin Hutchison

I have always been drawn to unique German vehicle subjects of WWII. When I saw this Tamiya/ICM collaboration, I was intrigued.



Right off the bat, I was a bit confused about the supplied figures. One is

seemingly in a non-winter uniform, and the other is in a winter fatigue. So my first step in deciding what to do with the kit was to get rid of the figures and use a mixture of MiniArt and Tamiya figures from other kits, all in winter uniforms.

The completion of the figures, due to time constraints, will be covered in my next article. For this one, I will cover the building and painting of the vehicle along with preliminary construction of the base.

The Vehicle

After reviewing the instructions and look over the kit sprues, I immediately

(Continued on page 5)

Inside this issue:

CALENDAR OF EVENTS	2
UPCOMING PROGRAM PRESENTATIONS AND NEWSLETTER ARTICLES	2
FROM THE TURRET	3
MARCH IS QUARTERLY CONTEST MONTH	4
2025 DUES ARE DUE!	4
AMPS BORESIGHT PREVIEW	6
2025 WINTERBLITZ BEST OF SHOW WINNER IS...	9
HOBBY TOOL OF THE WEEK	9
JOIN AMPS TODAY	11
NEW ON THE BLOCK	12
ABOUT US	12



CALENDAR OF EVENTS

- ◆ **March 5 - AABS Club Meeting**
- ◆ **March 8 - KCCON 2025**, First Church of the Nazarene, Kansas City, MO
- ◆ **March 15 - RiverCon XIV 2025**, LSU Shreveport, LA
- ◆ **April 2 - AABS Club Meeting**
- ◆ **May 3 - Modelmania 2025**, Stafford Center, Stafford
- ◆ **May 7 - AABS Club Meeting**
- ◆ **May 15 to 17 - AMPS 2025 International Convention**, Camp Hill, PA
- ◆ **May 24 - 2025 Scalefest**, Grapevine Convention, Grapevine



AABS Officers

Feb 2025 – Jan 2027

Chris Chany, President
christopherchany@gmail.com

Mike Bird, Vice-President
mike@bartonbird.com

Eric Choy, Treasurer
(512) 554-9595, aabsco@gmail.com

Ted Paone, Secretary
(512) 635-9516, theopaone@att.net

Eric Choy, Newsletter Editor
(512) 554-9595, aabsco@gmail.com

Joe Fisher, Webmaster
(512) 350-6936,
fisherjoe2014@gmail.com



Schedule of Upcoming Program Presentations and Newsletter Articles

Month	Program Presentation	Newsletter Article
January 2025	* OFFICER ELECTIONS *	Ted Paone
February	Ted Paone	Eric Choy
March‡	Bob Bethea	Kevin Hutchison
April	Ron Askew	Bill Zych
May	Mike Reeves	Greg Beckman
June‡	Eric Choy	Craig Bland
July	* KIT AUCTION *	Aaron Smischney
August	Allan Romer	Allan Romer
September‡	Marty Hebda	Marty Hebda
October	AMPS Judging Review	Bill Menzie
November	* KIT-SWAP NITE *	Mike Bird
December‡	Chris Chany	Chris Chany
January 2026	Ted Paone	Ted Paone

Here is a list of members who are responsible for providing articles for the newsletter and program presentation at our monthly meetings.

Please note any member may contribute as many articles as he wants at any time. The purpose of this schedule is to ensure we have at least one article in the newsletter each month.

Prompt submission of your article is much appreciated. The deadline is always **11:59PM on the last Wednesday of the previous month** (e.g. Ted Paone's article for January 2025 is due on the last Wednesday of December 2024).

‡ Quarterly contest month



From the Turret

Happy March! We are back to the first Wednesday of the month at the Milwood Branch of the Austin Public Library.

On March 5, 1915, French forces staged renewed attacks on German defenses on the Hartmannswillerkopf summit on the French-German border, running one German position but stopped by new German defense lines close to the summit. The Germans counterattacked but were repulsed, sustaining 200 casualties in the process. A second attack two days later also failed to push the French off the mountain.

On March 5, 1945, advance elements of the U.S. First Army entered Cologne. The 19th Army of the Soviet Second Belorussian Front captured Köslin. German forces on the Eastern Front finished preparations for Operation Spring Awakening, the last



U.S. First Army in Cologne



Soviet Second Belorussian Front in Koslin, Pomerania

major German offensive of the war, which started on the 6th. Its aim was to secure the last significant Axis oil reserves and prevent the Red Army from advancing to Vienna. Both objectives failed after nine days of fighting around Lake Balaton in Western Hungary.




Operation Spring Awakening

And while not military related (although they were later used by West Germany's *Bundeswehr*), Volkswagen made future hippies everywhere happy by introducing the T2 Microbus on March 8, 1950!



Bob (Betha) has the talk this month on painting *zimmerit*. See you Wednesday!

Chris Chany
President



OR



Quarterly Contest This Month!

Bring in your finished model to enter our first quarterly contest of 2025! To enter in any of our in-house contest, you must be a member in good standing (i.e. you need to pay your dues!).

The prize for the first place winner is \$40. Everyone who participated in the contest (except for the cash prize winner) is eligible to win the drawing of Meng's latest 1/35th **Type 82 Kubelwagen (DAK)**.

There is no limit to how many model you enter as long as your entry wasn't placed in our previous quarterly contests.



**KEEP
CALM
AND
PAY YOUR
DUES**

It is club dues time again. Due to the library's "no money exchange hands" policy, please send your dues (\$15) by **PayPal** to **payaabs@gmail.com**. Be sure to use the "Send Money to Friends/Family option" to avoid PayPal surcharge (or send \$16 if you can't find that option.)

For those who prefer to make a mail-in payment, our treasurer's address is:

**Eric Choy
13213 Marrero Drive
Austin TX 78729**

Please make your payment payable to "**AABS**." **DO NOT** send cash through mail!

Sabot Away!

The Newsletter of The Austin Armor Builders

March 2025

Page 5

(Continued from page 1)

recognized that ICM made the vehicle and railbed (more on this later). Since this kit comes with a fairly detailed interior, it became very clear that I needed to construct it in parts so that the interior could be painted easily.

The vehicle consists of three basic parts: the chassis, the sidewalls, and the turret. The chassis went together fairly easily with a few surprises as far as alignment of parts, but overall it was relatively smooth. The real fun came when the sidewalls were installed, the obvious shortcoming of the ICM molds became apparent. Almost every seam where the sidewall met the lower chassis required putty work. This was quite laborious but necessary as shown in the photos. The same was true with the turret; it required sanding and filling to make panel lines match. Overall, I'd give the build a C+, entirely due to the gaps in the panel lines.

I decided on a weathered winter camouflage, starting with a dark yellow base, then a white wash,

and followed by a black filter which gave the appearance of a severely weathered whitewashed camouflage.

The Base

I have done many railed vehicles, and I have to say that the ICM rails get an A+. They have by far been easiest to construct and paint. Before the rails were constructed, I laid out the basic idea of the diorama base on inch-thick insulation foam and cut it using an ingenious tool: a hand-held foam cutter.

After the basic shape was cut, I primed the foam with an acrylic primer, then coated it with celluclay. While it was still wet, I pressed the railbed into the celluclay to make an indentation and removed it for the celluclay to dry. Then a thin layer of soil was coated over the entire base using PVA glue. The railbed was then glued in place, again with PVA glue. Finally, the ballast between the tracks was hand sprinkled and glued down also with PVA glue. This was all set aside and allowed to dry.



Sidewalls before (top) and after (bottom) weathering.



Driver's compartment with weathering.




Engine compartment with weathering.



Wheel painted but not weathered.



Diorama base blast scar.



Turret under construction.



Sabot Away!

The Newsletter of The Austin Armor Builders

March 2025

Page 6

Coming Attraction


As with the figures, the finishing of the base will be covered in my next article where dried grass and remnants of snow will be added and the vehicle will be glued in place along with the accompanying figures.

A few notes on the painting of the figures: All the figures were constructed and placed on pins, primed black, and a coat of white paint sprayed directly from the top to highlight folds and creases in the

uniforms and highlighting the face. In my next article, I will show how to paint them with a glazing technique I have seen on YouTube used by numerous modelers. This is an experiment for me, but I have high hopes.

Overall, I enjoyed this build even though there were challenges with panel lines. I believe the overall look of the kit came out as I expected.


Kevin



Top view of the finished interior.



Tools necessary for the construction of the foam base.



The hand-held foam cutter.



Typical gap in panels.



Model base-coated in Dunkelgelb on diorama base.




White camouflage applied over Dunkelgelb.

AMPS Boresight (Volume 32, Issue 6)

The latest issue of **Boresight** is out. Here is a quick look inside:

- ♦ **Iraqi Medium Tank Type 69-II** by J.C. Windels
- ♦ **American Heritage Museum - Spotlight on Preservation**
- ♦ **Taming A Braille Scale Object** by Eric Choy



Sabot Away!

The Newsletter of The Austin Armor Builders

March 2025

Page 7

MODELS PAINTS TOOLS ACCESSORIES ROCKETS



"Fantastic selection and old-school feel without rejecting the new. LionHeart Hobby has built a gem in Texas!" ~Andrew T.

VISIT OUR STORE 7 DAYS A WEEK!

5500 FM 2770

KYLE, TEXAS 78640

(512) 504-3404

SCAN ME



www

SHOP WITH US!

lionhearthobby.com

**WE SHIP DAILY FROM
OUR OWN WAREHOUSE!**



FOLLOW US!

@lionhearthobby

TABLETOP GAMES

PUZZLES

CHESS

RPGS

CCGS




Address

900 Lacy Drive, Leander, TX 78641

Contact

(512) 528-4226

info@thehobbyshoptx.com



**Find all of your modeling
needs in Leander!**




Opening Hours

Monday - Friday: 10:00am - 6:00pm

Saturday: 10:00am - 8:00pm

Sunday: 11:00am - 4:00pm

**The Armor Modeling and Preservation Society
PRESENTS THE
AMPS INTERNATIONAL CONVENTION
May 15-17, 2025**



SPONSORED BY CENTRAL PENNSYLVANIA AMPS
PENN HARRIS HOTEL AND CONVENTION CENTER
1150 CAMP HILL BYPASS
CAMP HILL, PENNSYLVANIA 17011

WWW.AMPS-ARMOR.ORG

WINTERBLITZ ★ 2025 ★

Doug Cohen's 1/25th vignette "Enter Berlin, 30th April 1945" was the **Best of Show** winner of this year's WinterBlitz on January 25, 2025. Congratulation to Doug on a fantastic job of bringing a 50+ years old Tamiya kit (mold dated 1969!) to today's standard.



Photo by Gordon Siemens

Hobby Tool of the Week (Really - Do I Need More Clean-up Tools?)

by Allan J. Romer

Santa always leaves some interesting small presents in our stockings come Christmas morning. My wife gets kitchen gadgets, and I end up with modeling gizmos. Some gifts are best forgotten, tucked away, and never to be seen again. But there are some little presents that really stand out. What I received this past Christmas was one of those great stocking stuffers.

What you have before you (and I) are some great sanding sticks. The package contains twelve double sided sanding sticks with one side at 240 grit and the other at 320 grit. They are great for use on small and delicate parts and in tight spaces. And with twelve in a package, it may be a long time before you have to replenish your stock.



If you can't until next Christmas or don't believe in Santa Claus, you can pick up these great sanding sticks at your nearest Hobby Lobby for only \$2.99 (plus tax).

Allan



KC CON 2025

Saturday, March 8, 2025

First Church of the Nazarene

11811 State Line Rd., Kansas City, MO 64114

Registration 9:00am-noon, Hall closes at 5:00pm

All Armor entries will be judged using AMPS rules
All other entries will be judged using IPMS rules

Entry Fees:

IPMS/Great Plains:

\$10 total for 1-3 models

\$2 for each additional model

KC AMPS:

\$5 per model - limit 2 models

Juniors (under 16): FREE

Walk-ins:

Adults - \$2 per person

Children under 12 - FREE

"Best of" Awards

Great Plains

Aircraft

Auto

Naval

Space

Mecha

Show

KC AMPS

U. S.

German

Russian

Small Army

Diorama/Vignette

Armor

Kit Raffle Tickets \$1 each - Two raffles one for each club

Vendor Tables \$20 each

Visit our websites for more contest information:

www.ipmsgreatplains.org

www.kcamps.org



JOIN AMPS TODAY

NAME: _____**ADDRESS:** _____**CITY:** _____ **STATE:** _____**ZIP CODE:** _____ **COUNTRY:** _____**PHONE:** _____**E-MAIL:** _____

MEMBERSHIP TYPES	1 Year	2 Year	3 Year
Regular U.S.	<input type="checkbox"/> (\$30)	<input type="checkbox"/> (\$55)	<input type="checkbox"/> (\$80)
Regular+All Printed Issues	<input type="checkbox"/> (\$55)	<input type="checkbox"/> (\$105)	<input type="checkbox"/> (\$155)
International	<input type="checkbox"/> (\$25)	<input type="checkbox"/> (\$45)	<input type="checkbox"/> (\$65)
Junior (17 or under)	<input type="checkbox"/> (\$15)	<input type="checkbox"/> (\$25)	<input type="checkbox"/> (\$35)
Family Membership	<input type="checkbox"/> (\$5)	<input type="checkbox"/> (\$10)	<input type="checkbox"/> (\$15)

Regular and Junior Memberships include a subscription to two printed issues *Boresight* magazine per year and all six online issues of *Boresight* magazine per year. Regular+All Printed Issues Membership includes a subscription to six printed issues of *Boresight* magazine per year as well as access to the same issues online. This is only available to members within the United States.

International Membership includes all benefits of a Regular membership except for printed issues of *Boresight*.

Family membership does not receive an individual printed copy of *Boresight*, but can enjoy the online version of *Boresight*.

To join using PayPal, visit AMPS website: www.amps-armor.org

AMPS also accepts payments by check and money order.

Send your membership dues and completed form to:



AMPS
Attn: Membership Dept
P.O. BOX 807, 1140 THORN RUN ROAD
MOON TOWNSHIP, PA 15108-9998



New On The Block



A whimsical 1/72nd release from FlyHawk: a “camping cooking squad” of three canine figures and a mobile cooking vehicle MCV-17, based on FlyHawk’s excellent FT-17 released previously. The kit also comes with 3D printed stowage, cooking accessories and supply crates. Hmmm... aside from kitbashing all the extras for your 1/72nd field kitchen diorama, I’m at a loss with words with the vehicle and the figures!



Member Allan Romer makes a contribution to this new M109A7 Paladin kit by Rye Field Model: released in late 2024 and has just reached our hobby stores last month, this kit has been snatched up by Redleg enthusiasts. It appears to be a great rendition of the latest 155mm howitzer in 1/35th scale.



A lesser-known variant of the Humvee family, as many as 20 AN/TWQ-1 Avengers are currently in use by Ukraine against Russian cruise missiles and drones. T-Model Studio now has a model of it in 1/72nd scale.

About Us

The Austin Armor Builders Society (AABS) started in 1999 when Don Jones, a member of the local IPMS chapter, decided “what a good idea to get out two nights a month, and on least one night talk tanks.”

AABS is the first scale model club in Central Texas devoted solely to armor modeling. We don’t build planes because they are just plain! Our passion is armored fighting vehicles and military figures. Subjects of our interest range from WWI, WWII, Korea, Vietnam, Middle East, to the most recent war in Ukraine.



At each monthly meeting, we talk tanks, swap kits, and share our building techniques. We also hold regular in-house model contests and organize out-of-town trips to museums and modeling events. Every odd-numbered year, AABS hosts the biggest armor modeling show that attracts some of the best armor modelers in the Lone Star as well as neighboring states.

Since inception AABS is a local chapter of Armor Modeling and Preservation Society (AMPS), a national organization dedicated to the promotion of scale modeling and armored vehicle preservation.

For more info, please visit www.ampscentex.org